



WIND KNOTS

November Meeting

Date: November 24, 1987

Place: The Apollo Room
Viscount Hotel
2828 S.W. Fwy. (Kirby Exit)

Time: 7:00 **Fit to be Tyed**
"The Llama"

7:30 **Main Program**
Joe Robinson
"Line Control"

October Meeting

The crowd at this well-attended dinner meeting numbered 75 and Chico Fernandez did his usual excellent job. Chico's slide presentation was on the subject of Fly-fishing in Brackish Water. It proved that he is just as talented behind the viewfinder of a camera as he is with a fly rod in his hand.

For Sale

Bill Baker has a complete set of 32 copies of The Fly Fisher magazine, from Spring 1979 forward, for sale. They are in mint condition and are a collector's item bargain at \$50.00. Call Bill at 667-8381.

Orvis Rods Win R & R Kudos

Rod & Reel magazine uses a panel of 20 experts each year to select several items that they consider to be the best in fly tackle. Dave Hayward was no doubt pleased to see that both rods honored for 1987 were Orvis models. Orvis boron/graphite composite rods in 8'9" for a 7-wt. and 9' for #10 lines were branded as "just about perfect" by R & R's panel. Go over and let Dave show you these award winners.

Joe Robinson

Joe Robinson will be featured at the November meeting. His subject will be "Line Control." What is line control? Just the most important aspect of fly-fishing, that's all. Remember the time you fished next to that other guy, using the same leader and fly, and he caught all the fish? Line control was the reason. So don't miss Joe. If you don't know him, Joe Robinson several years ago put on one of the best programs ever delivered at this club.

Joe will be at the Angler's Edge on Tuesday, November 24th (the day of the meeting) from 10:00 AM to 4:00 PM. He wrote the book on fishing deep in winter at Fayette County Lake, so go pick his brain. Watch him tie his famous Crayfish, a pattern that has 50 steps but when finished is so real it practically crawls off the table. Sound like we're Joe Robinson fans? You know it.


Notice: TFF's Annual Auction is coming!
March 5, 1988

Tying Tips

By: Mitch Whitney

The tip for this month was shown to me by Bill Hunter at the national FFF conclave. Most tying threads except Kevlar are twisted. The thread sits on top of the hookshank like a thin wire, adding to the overall diameter of the fly, especially where several layers of thread are applied as in streamers, salmon and other multi-material flies. The heads of flies are also affected, leaving ridges no matter how many turns are used. Often several coats of head cement are needed to get the desired smooth appearance.

The quickest way to alleviate this problem is to make the thread lie flat on the hook. To "untwist" the thread, spin the bobbin in the opposite direction (usually counter-clockwise) from the twist after attaching the thread to the hook. Twenty or thirty revolutions are enough. The thread now lays flat on the hookshank, allowing you to secure your materials with fewer turns and less thread buildup, and producing the smoothest heads you have ever seen. These instructions are for right-handed tiers. Sorry, Judy L.



John T. Hannah

BUD LILLY'S GUIDE TO WESTERN FLY FISHING, by Bud Lilly and Paul Schullery. Nick Lyons Books.

When I'm in Idaho in the summer, I read a fishing report in a local paper. The writer of the report gives so much information about the insects which are currently hatching that it seems as though half of the column is in Latin.

With the exception of one reference to *Baetis mayflies*, Bud Lilly's *Guide to Western Fly Fishing* contains no Latin. And there is no mention of major Solunar periods, or of parabolic rod action, nor is there any other esoteric terminology. This is a straightforward, unpedantic book; its tone is conversational. There is much more that the authors know and could say about their subjects than they do, but fortunately they avoid the overkill of information which is the failing of many angling books. In this book some things are left for the readers to discover.

Bud Lilly and Paul Schullery (pronounced sky-lery, I think) combine their skills in this work. But it is written in the first-person-singular as though written only by Bud. He was raised in a Manhattan where there was no Theodore Gordon club: Manhattan, Montana, near Bozeman. He has fished and guided in that neighborhood for fifty years.

It's Bud's neighborhood that is the subject of the book. Don't read this book to learn about the Sierra or western Canada. The "western" in the title refers to the U. S. Rocky Mountain West, but to say that would have required too long a title.

The book describes what it's like to fish in the region's various types of fisheries - big lakes, high lakes, rivers, and spring creeks - in each season of the year. Fishermen who will be visiting for the first time are told what to expect. Newcomers can be in for surprises, not just about the size of the rivers, the insects, and the fish, but also about such things

as weather and local etiquette. There is valuable advice about guides. And about fishing attitude: "Fishing is not competitive, not a test of your manhood."

Like all good fishing books, this one gives attention to the side pleasures. The fishing's only part of it, which was the title of one angling classic by Dana Lamb. Lilly and Schullery refer to these extra benefits as "the total experience," such as landscapes, wildflowers, birds and other fauna. Every river has some history, which can be investigated. And the visitor can even learn all the Latin names of the aquatic insects if he likes.

The book's appendices give addresses of information sources and of shops and outfitters, which unfortunately will soon make the book somewhat dated.

Bud was probably the best-known guide service operator and tackle dealer in West Yellowstone during the past several decades. He has retired to Bozeman but he continues to be active in conservation efforts and he is available for consulting.

Back Casts

Cruel and Unusual Pun - ishment

Somebody told us that we probably shouldn't use fishing tackle trade names in *Wind Knots* because it might show favoritism. He'll be Gladding to know that I agree Hardy-ly. When people get commercial it gives me such a Payne that I have to take a couple of as-Perrine. Conversely, sometimes we accidentally mention some company names. That Mustad Bean what happened. You Winston and you lose some.

Soon as I Fenwick this, I'll Heddon down to my Orvis and go over this newsletter to be sure it doesn't have any trade names in it.

John T. Hannah

Wind Knots January 27, 1978

Outings

It appears that the Fearless Leader has found three live wires for the outings committee. Chairman Paul Akscyn and his assistants, Ken Newman and Mike Rooney, have not one but two outings planned for December. The first, December 5th, will take place at Fayette County Lake. Bring your boat, tube, or waders. The fish will hit topwaters early and late. Dahlberg Divers are recommended for on top - and Harey Water Pups for the deep work. Show up and look for the fly-rodgers. Dave Hayward knows this lake and Orvis carries some fine Dahlbergs and Water Pups, so go and see Dave.

Another December outing will take place on the 29th and 30th, this one aimed at the Guadalupe. More details will follow. If you have questions, call Paul at 683-6988 (h) or 484-2531 (w). Ken can be reached at 480-3925 (h) or 270-6565 ext. 633 (w), and Mike at 531-4836 (h) or 293-1363 (w).



On
The
Salty Side
by Eliot Tucker

Introduction

Certain people have contributed to the history or growth of saltwater fly-fishing on the Texas coast. A series of articles on these people will appear from time to time in this column. The order of their appearance in the series reflects happenstance and my sporadic motivation and nothing about the relative importance or impact of those profiled. If I leave out some deserving person, I am sure you will let me know. In fact, I would welcome your suggestions.

Sam Carpenter

Sam Carpenter is the thin, wiry owner of Cove Harbor Boat Works just south of Rockport on Texas highway 35, the fabled road to the south Texas coast. Sam's intensity is mirrored in his tightly curled brown hair. Behind 1960's style granny glasses, the bright eyes of a man who is staking his livelihood on Texas saltwater fly-fishing display Sam's commitment to his cause.

After his discharge from the Marines in 1970, Sam lived in San Antonio where he was in the car restoration business, but found he missed the salt air and water. Ten years ago he moved to Rockport where he built a twenty-three foot Polynesian style catamaran that drew only twelve inches fully loaded, perfect for Texas' bays. He then started his business at Cove Harbor, the center of his four significant contributions to Texas' saltwater fly-fishing.

At Cove Harbor, he sells the only boat specifically designed for fly-fishing made on the Texas coast, the Cudacraft. He initially bought nine of them at the Miami boat show, then bought the mold and the name and now manufactures the boats in Rockport.

He is the only source of Moonlighter push poles on our coast, and he also sells the new lightweight and expensive Loomis push poles. He

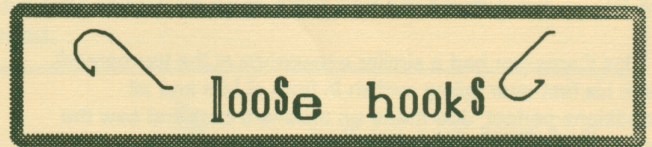
now even manufactures his own brand. Sam may be the only source of push poles in Texas. He certainly carries a greater variety than anyone.

Sam is one of the Texas coast's few fly-fishing guides. He is Orvis certified, and will not take you fishing if you want to soak bait or even if you throw spoons. Flies only, puhleeze!!

Sam's latest contribution is hosting the Texas coast's first and only fly-fishing-only catch and release tournament in October, a fund raiser for the South Texas Fly Fishers, an FFF affiliate. Since I did not win it, I assume it was rigged!

Sam may have built his livelihood around fly-fishing, but his first passion is his family. He believes that the most important thing anyone does is to be a good parent. His wife raises and trains Labrador retrievers, as well as helping him rear their four children.

Next time you are in Rockport, go see Sam, and thank him for his efforts to build my favorite sport on my favorite coast.



Our club sent a fine contingent of 20 contestants - more than all other clubs combined - to the South Texas Fly Fishers Tournament, and two of our members, David Boyles and Chris Phillips, were among the winners. Everyone had a good time. Lots of redfish were caught, photographed, and released.

Bob Leslie recently spent three weeks trekking in the remote mountain area of Kashmir. Trekking on the border of India means rugged hiking, primitive conditions, and a certain amount of danger. Bob was looking for adventure and he found it. He also found some clear, wild, mountain streams full of trout - but his fishing tackle was back in Houston.

Brooks Bouldin reports that a large and enthusiastic crowd attended the opening of his new Angler's Edge location on October 24th. If you haven't gone by yet, make it a point to see the guru. The location is 8450 Westpark, between Fondren and Hillcroft.

Both Angler's Edge and Orvis carry a selection of pack rods like the kind Bob Leslie wished he had thrown into his duffle bag. Don't leave home without one.

Will the person who has the videotape of the recent Eliot Tucker-Jim Darby club program on saltwater fly-fishing please return it immediately to John Scarborough, Brooks Bouldin, or Dave Hayward so other members can view it?

Are you thinking about trying for a trophy brown or rainbow this winter? Let Dale Fulton guide you on the White or North Fork Rivers in Arkansas. Call Dale at the Fulton Fishing Service, 501-430-5338. He guides in Montana in the summer and Arkansas in the winter, and does a great job both places.

Fishing News

Wishing to leave no stone unturned for the Rockport tournament, Phil Staley hired the club guru to create and tie a pattern designed to make its owner the winner. After much fanfare and effort, Brooks Bouldin produced a concoction that looked like it meant business. To prove it, he charged Phil three dollars.

Phil had the misfortune to room with Temp Deaver and Rod Gardner, and his mind was beclouded with the aftereffects of many unlikely fish stories when he struggled to tie on his special fly the morning of the tournament. He felt much better out on the water, and was pleased when his first cast sent the line shooting out a good distance. Only.....he couldn't see his fly. Phil jigged the rod tip; then slowly reeled in the line. The fly was gone. He looked behind, then to the sides. He tromped over the area for 30 minutes but never located the custom-tied fly.

Rod Gardner suggests a name for the new Bouldin creation: the Disappearing Caddis.

Joe Carpenter had a similar experience at the tournament. With his first-ever tailing redfish in front of him and all conditions perfect, Joe made an excellent cast and saw the fish turn, swallow the fly, move off and, without so much as a pop of the nylon or a hard pull on the rod, take the lure and leave. It is unlike the careful Dr. Carpenter to tie a knot that would slip like that.

Two eerie, Twilight-Zone happenings at the tournament. Should that area be called the Rockport Triangle?

Cecil Gorden has found a good spot for wading without using a boat, and has been taking some nice specks, reds, and flounder from East Bay, not too far from his Baytown home. Ask him real nice and he'll probably give you directions.

Bev Edwards stuck his copy of "A Fly Fisher's Guide To Rivers Of The Texas Hill Country" into his pocket and pointed his car west. When he got to Junction he found the Llano River to be a jewel of a stream flowing clean and clear over its limestone bed. Bev caught his fill of brim and Guadalupe bass and had a fine time in that lovely country.

Being the club guru doesn't automatically make you an expert in your own backyard, so Brooks Bouldin was glad that guide Chris Phillips had agreed to show him and Steve Wright the ins and outs of trout fishing on Galveston Bay in mid-October. It didn't take Chris long to put the two Angler's Edgers onto the fish, and it was bent rods all day from then on. Brooks learned a lot and says that anyone interested in fly-fishing in saltwater would be wise to spend a day with Chris, who can be reached at 370-6842 (h).

Mike Rooney hails from Wyoming and has enjoyed a young lifetime of superb western fishing, but a four-day, early September trip to Alaska turned out to be his best trip of all. How do excellent accommodations, delicious meals, striking scenery, and amazingly low cost sound to you? And the fishing. Oh yes, the fishing. He caught 25 sockeyes to 12 pounds, 40 grayling to 12 inches, and 50 rainbows to six and

one-half pounds.

Mike stayed on Lake Lliamna at the Lliamna Taxi Service. The lodge runs vans to a nearby river so you can catch grayling and sockeyes without getting socked-in by the weather. Float planes are available on an a la carte basis and he hired one to go to the secret rainbow stream written about by George Anderson in a recent magazine article. George did not name the stream in his article but Mike is happy to do so. He calls it No-name Creek. It is probably the premier rainbow fishery in the world today.

Mike took all of his fish on two patterns, an Egg pattern or an Egg-sucking Leach, fished with a sink-tip line. He can't wait to go back again and would be glad to give information to anyone who has questions about that area. Call him at 293-1363. Ask him about the bears.

Ted Houghton had his head turned, watching an osprey soar through the treetops, when the lunker bass exploded on his Dahlberg Diver. The Baron of Brookshire found himself attached to as big a bass as anyone could expect to catch on a topwater bug, and the battle raged through the peppergrass and sunken timber of Fayette County Lake until it looked as though Ted had won. But at the side of the boat the fish, estimated by a witness to be six pounds, broke the leader and escaped.

Bev Edwards and Doug Irby saw two rare things on a recent trip to Arkansas. They saw a river otter and they saw John Scarborough catch a number of fish. The three TFFers landed lots of smallmouth bass to 1 1/2 pounds on the Cossatot River.

Call in your fishing news to Ken Jacoby at 409-273-2991 (h) or 713-873-6210 (o).



**THE
PREZ
SEZ!**


by

John

Scarborough

Looking into the new year, we see lots of activity ready to begin after the holidays. There will be beginners tying lessons, casting clinics, entomology classes, and outings - in addition to our regular club meetings. We hope you will all participate. If you have any questions, call me. A Merry Christmas and Happy New Year to all.

FIT TO BE TYED



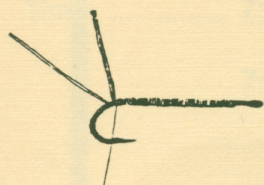
Norm (Lack O'Hackle) Crook

The Llama


Five or six years ago at the Southern Council Conclave, Bill Heckel of the Western Illinois Fly Tyers, came up with a fly he called the Llama. It was supposed to be the greatest trout fly of the century, however, nothing further was seen or heard of it until this year when we found Tom Wood of the Little Rock Fly Fishers sitting at the conclave tyer's bench. In his vise he had a fly he called the Llama. It's virtues, according to Tom, were great. It was not only a good trout fly but would take bass and in the smaller sizes was a superb panfish lure.

With all this going for it, I thought you might like to add it to your collection. Here are your material needs:


Hooks-Mustad 9671, 9672 or 9575 sizes 12 to 6, woodchuck body hair, scarlet floss, medium or fine silver tinsel (depending on hook size) and 6/0 black tying thread.



1. Attach thread two eye diameters behind the eye. Wrap back to a point above the hook point. Tie in floss on under side of hook, then tie in silver tinsel. Tying thread should be above the barb point.



2. Wind tying thread forward to start point. Then wind floss in an even taper to the point where tying thread stops. Tie down floss with three or four turns of tying thread.



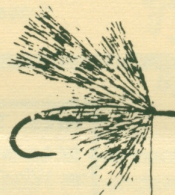
3. Take three or four tight turns of the tinsel on the hook immediately behind the floss. Then proceed forward in an open spiral up to where you tied off the floss. Tie off tinsel.



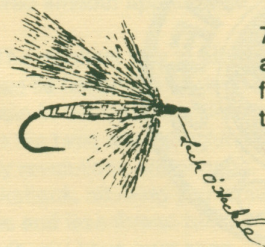
4. Select a small clump of woodchuck guard hairs. Tie these in so that they extend just beyond the hook bend. Trim off excess after taking three or four turns of the tying thread. Add a couple of drops of Bug Glaze (head cement) to hold hairs in place.



5. Select a soft grizzly neck hackle. Clean and trim the butt as you would a dry fly hackle. Tie in and secure with three or four turns of the tying thread.



6. Wrap four or five turns of hackle, shiny side forward, tie down and trim off excess.



7. Finish off with a neat, small and well-tapered head. Whip finish and cement. You have just tied a Llama.

WIND KNOTS is the Newsletter of The Texas Fly Fishers - Houston, Texas
An Active Member Club of the Federation of Fly Fishers

WIND KNOTS STAFF

Editor Ken Jacoby
Writers John T. Hannah
 Eliot Tucker
 Norm (Lack O'Hackle) Crook
 Herb Penning
Publisher Rod Gardner
Distribution ... Tony Woods, Frank Schleicher

TEXAS FLY FISHERS OFFICERS

President John Scarborough
Vice-President Wright Guthrie
Treasurer Temp Deaver
Secretary Steve Wright
Exec. Ass't Tony Woods

TFF EVENTS CALENDAR

WHEN & WHO

December, 1987

WHAT

No Club Events Scheduled

WHERE

All right you Texas trout chasseurs, listen up. Paul Akscyn has furnished us with the trout planting schedule for this year from Texas Parks and Wildlife.


Place

Dates

Guadalupe River	December 2, 22, January 12, February 2
Boykin Springs	December 16, 29, January 12, 27, February 10
Sandy Creek, Jasper, Tx.	December 29 (409-384-2221)
North San Gabriel River	December 29
South San Gabriel River	January 12 (Georgetown, Tx.)
Busher State Park	December 17, January 7, February 4. Contact Fearless Leader for best times and muddy water conditions.

TEXAS FLYFISHERS
P.O. BOX 27141
HOUSTON, TEXAS 77227-7141

Note: There will be no club meeting or newsletter in December. All of us at *Wind Knots* wish you and yours a Happy Holiday Season. We'll be back in January.



Edward A. Rizzolo
1204 White Wing Circle
Friendswood, TX 77546

FIRST CLASS MAIL - DATED MATERIAL

Address correction requested