

# WIND



# KNOTS

P.O. Box 27141  
Houston, Texas 77227-7141

Editor: Ken Jacoby  
Graphics: Dave Hayward  
Writers: John T. Hannah, Eliot Tucker  
Fit To Be Tied: Norm (Lack O' Hackle) Crook

### May Meeting

Date: May 27, 1986  
Place: St. John's Episcopal Church  
Room 010, Education Bldg.  
River Oaks and Westheimer  
Time: 7:00...Fit To Be Tied... The Doctor Ed  
7:30...Main Program...Who Are These Guys And  
Where Are They Going?  
Sam Caldwell of GCCA

### April Meeting

John Scarborough conducted the business session with a crowd of 65 in attendance. Treasurer Charlie Weems reported a bank balance of \$2,200 and all bills paid. The main program featured John T. Hannah and Charlie Thanheiser with an excellent slide presentation on the Spring Creeks of Livingston, Montana. They brought these streams to life for us. ↵

### Election Of Officers

The nominating committee - Brooks Bouldin, Norm Crook, and Tony Woods - is presenting the following candidates as of this writing:

President..... John Scarborough

Treasurer..... Charles Weems

The committee will announce the nominations for Vice President and Secretary at the May 27th meeting. Nominations from the floor for all four positions will also be taken at the May meeting. The election will be held at the June 24th meeting. ↵

### The Club Auction

The auction last month was a financial success despite a crowd that was smaller than expected. The fact that the good sum of \$2,500 was raised is a tribute to the efforts of Charlie Weems and Charles Fischer, who collected and tagged the donations; Norm (Lack O' Hackle) Crook and John Scarborough, who did the auctioneering; and the people in attendance, who generously spent their money. And, of course, the donors, who are to be thanked and remembered.

### The Second Sunfish Spectacular

Too much has already been written about this fishing contest.

### Chico Fernandez

Chico informed and entertained a nice crowd on the subject of salt-water fly-fishing. This was an advanced level program, and it was very well presented and received. Local specks and reds better watch out.

### Lefty Kreh

There is only one Lefty Kreh, and the people who journeyed to Columbia Lakes to hear him were treated to a program that was informative, interesting, and funny. After the program, Lefty fished with Brooks Bouldin and proved that even the greatest fly fisher can't cast a number four, weight-forward line very well when it is on the reel backwards.

### Fly-tying

Ed Rizzolo reminds us that the next Intermediate Class will be June 12th, at 7:00 at the church. All members are welcome. The subject will be salt-water flies and the instructor will be Mitch Whitney. Mitch is a professional tier, and if you haven't seen him spin deer hair, don't miss this opportunity. He is the best. There will be time for tying, so bring some material: deer hair, some feathers, and salt-water hooks.

For those of you who are interested in the Beginners Tying Class, call Ed at 643-5775 (o) or 485-5109 (h) and do it right now. The Beginners Class starts in January. So why register now? Because this class is the most popular function of this club, and it fills up in one day. Unlike the Intermediate Class, the Beginners has a limited enrollment and requires registration. The good doctor wants to get his class roster set early, so he can order materials.

If you want to learn how to tie flies, this club has as good a series of classes as any club in the country. We are proud of the job done by Ed and his instructors.



(3)

Book Reviews

By: John T. Hannah

FRESH-WATER BASS, by Ray Bergman. Alfred A. Knopf, 1954.

The first fishing book I read was Trout by Ray Bergman. It was given to me along with my first fly rod. Long before Ernie Schwiebert wrote his tour de force of the same name, Trout was considered a classic. Bergman's subsequent book, Fresh-water Bass, is just as important a work about that gamefish.

Both the form and the tone of this book are very appealing. The form includes much narrative so that the reader learns while reading of Bergman's extensive experiences, but also so that the reader can enjoy the book even if he has no intention of going bass fishing. The chapter on the Ozarks is characteristic.

And it is the tone of the book which sets it apart from a great many angling books. Bergman is not in the least pedantic or dogmatic. How many angling writers, in discussing a puzzle about why the fish weren't taking, would end up by writing, "Who knows?" Bergman was so confident about his own skills that he didn't have to give the appearance of being a know-it-all. He could comfortably say, "I can't explain all that happened and when I do offer explanations I can't call them incontestable facts." He urges the reader to (of all things) think. Here are a few more quotes selected from various parts of the book:

One of the purposes of this book is to give you plenty to think about. (p.16) You must use thought with your methods. (p.224) When fishing is easy, one never learns anything. (p.255) Observe conditions and the way that fish react to them. (p.358)

Bergman was not even a snob. He included chapters about bait and plug fishing. I'm afraid I skipped those. But he made it clear in the text that he preferred fly fishing and the illustrations of bass show them all going after real or artificial bugs. The illustrations, incidentally, are not so hot. You wonder if the artist, Fred Hildebrandt, must not have been a friend of his.

This book was first written in 1942 when people flyfished with silk lines and usually with bamboo rods, so some of his information about equipment will not be helpful to the modern angler. Considering when he was writing, Bergman's many comments about conservation and releasing fish are surprising and prophetic.

TFF members will be interested in reading about Bergman's bass fishing in West Texas and of his taking white bass in the Colorado River.

Bergman apparently knew John Knight. He comments that in his experience the Solunar Tables are right fifty per cent of the time. Which makes them about as reliable as flipping a coin.

On The Salty Side

By: Eliot Tucker

MY TWO FAVORITE FLIES

My two favorite saltwater flies are a yellow popping bug and a fly I call the Chandeleur Special.

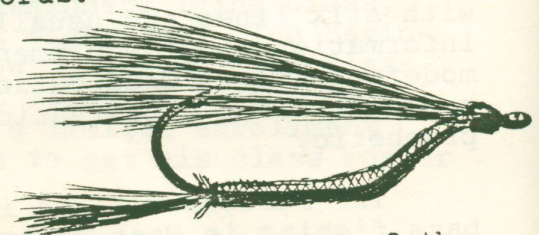
The popping bug can be ordered from the Gaines Company, P. O. Box 35, Gaines, Pennsylvania 16921. Their phone number is (814) 435-2332. Order code number GPB29001-2. This is the number for the yellow "Minnow Popper" in size 2. These bugs were \$1.62 each or \$17.79 per dozen in 1985.

The hooks have a large gap and are strong enough to hold big fish. Larger sizes, up to 1/0 are available, but I do not recommend them. They are much harder to cast and are simply not needed. Smaller sizes do not pop as well.

The Mustad hooks are reasonably sharp out of the box, but sharpening hooks is always a good idea. The hooks rust rapidly. Rinsing the bugs after a trip helps some. Keep your stash at home and take only three or four bugs on a trip. Another trick is to keep all but one in a sealed baggy and take out only one at a time. Another trick is to buy a lot.


Work these poppers hard with rapid strips of a foot or more. Do not stop until you feel the fish.

The Chandeleur Special is basically a Joe Brooks blond tied on a keel hook. Sounds like weird sex, doesn't it? Unfortunately, all it is is a "tail" of bucktail tied onto the shank of the hook just below the bend (invert the hook to tie it on) and a "wing" tied on the shank just behind the eye. Use yellow bucktail and red thread. On top of the bucktail that is near the bend (on top when the hook is inverted) tie on a wisp of red bucktail. Cover the shank between the two bunches of bucktail with mylar or gold piping. Do it in this order - tail, shank-covering, and wing. That is, work from the back of the hook to the front. Always remember (before you begin) to sharpen the hook and open the gap so that the point of the hook parallels the rise in the shank near the eye. Oh well, a picture is worth more than all these words.




This fly is a trout killer. They love it. It imitates one of the trout's favorite final meals, a gold spoon with a red tag. With this fly I have out-fished guys standing next to me who were casting spoons. I

believe, without any proof, that it works better because it is worked slower than a spoon. No matter how fast you strip, you cannot keep up with a 5:1 retrieve ratio. When the fish start hitting, everyone gets excited and cranks or strips faster. In this instance, the "handicap" of a slower retrieve is actually a benefit.

Not sold in any stores. 

### New Members


Tony Woods has had a banner month. We join him in welcoming 15 new members, plus a returning charter member, Jim Grizzard, who finally figured out why he wasn't getting his newsletter. The new members are: Berry Bowen, Pete Sprunt, Gary Ellington, W. A. Anderson, Douglas Sprunt, David Ferris, Jeff Gregory, Gerald Hazelhurst, Phil Staley, W. K. Megarity, Nancy Megarity, Hugh Mallory, Dan Glidden, Kim Trostle, Mark Kalish, and another returnee, Darlene Ellis. We are proud to have you with us. 

### The Second Sunfish Spectacular (continued)

You didn't really think John Scarborough would let us get away without printing a full account of this recent silliness, did you? Here we go. Because of misinformation that there were no sunfish in the contest lakes, most of the contestants were armed with eight-weight bass outfits, trying to catch sunfish. Our Fearless Leader had a four-weight outfit. This caused some controversy.

Two lakes were used for the contest. One lake contained no fish, having been recently poisoned. Some soreheads like Dave Hayward and Norm Crook felt that this handicapped them to some degree. Scarborough, of course, was on the lake that contained fish.

As was predicted here, since he was the sole judge, John S. won first prize, an Orvis two-weight rod. He had a five-fish string of 24 ounces. Lee Pinion took second with 20 ounces and won an Orvis CFO reel. Jim Bridges edged Claude Stone for the smallest perch, and won a magnifying glass.

Feeling the heat from the Rotenone Rebels, John has returned the rod to the club to be used as a prize in The Third Sunfish Spectacular, which he fully expects to win without any trouble. Incidentally, John caught his winning string on a Telleco nymph which he allowed to sink and then retrieved in short jerks. Johnny Ghrist was unable to attend this year's perch-off, and without his coaching, Dave Hayward fell from first to tied-for-last place. 

### Fishing News

Mark Hollier was drifting in the small boat when he saw them. He had never before seen a school of tailing redfish, but he recognized

them instantly. Then, with heart pounding, he went on automatic pilot: the written words of Lefty Kreh and Eliot Tucker taking over and guiding him.

He slipped slowly out of the skiff and approached the school carefully, crouching as he sent his cast to the fish. The first cast was short. The reds did not spook. On the second cast, Mark saw one of the fish turn, inhale the brown Bouldin Betterbug, and take off on a reel-screaching, line-cleaning run through the twelve-inch-deep water. When Mark landed the seven-pounder, he knew that he was hooked for life on flats fishing.

Mark and some friends made the long trip down from Corpus on a big, oil company boat, and camped on a spoil bank in the land cut area of the Laguna Madre. Mark used Bendbacks to hold his own on specks to 18 inches against his compadres' live shrimp, but it took the big redfish to convert the other guys to the fly fishing gospel according to Mark.

Gibbons Creek has caused some problems for some TFFers, but not for bass expert Barkley Souders and Don Jones, who went to the upper reaches of the lake and into the creek itself in late April and waded the wooded flats there. They hung lots of bass to four pounds on Dahlberg Divers and Wooley Buggers.

Bill Baker and Ken Jacoby were amazed at what they found in southwestern Arkansas: green hills, beautiful rivers and lakes, and lots of fish. On a three day trip to this convenient area (6½ hours drive from Houston) guide Wendell Hise showed them some fine fishing, starting with trout in the Little Missouri River, where the catch included a 24 inch rainbow that took a Wooley Bugger, jumped five times, and went into the backing before being beached and released by one of the Texans.

Also included was a float on the beautiful and secluded Caddo River for smallmouth bass. Jacoby demonstrated his Lake Conroe canoe technique, which left Baker and Hise very unimpressed and a little bit wet. The quiet beauty of the Caddo River and the fighting spirit of the smallmouths will long be remembered. The trip was finished off on a large private lake, where big bluegills and barn door crappie provided fast action on Red Squirrel nymphs, and where Bill Baker caught the crappie of a lifetime.



Wendell Hise, a knowledgeable and hard-working fly-fishing guide, can be reached at The Shed Out Back Fly Fishing Center, Box 318, Glenwood, Arkansas 71943, (501) 356-2329.

### The May Program

We know you have noticed the superb job Ralph Hutzler has done in bringing high quality programs for the monthly meetings this year. The May 27th meeting will feature Sam Caldwell, whose writing we enjoy so much in each issue of Tide, the magazine of that great organization, the GCCA. Don't miss this super program.

# FIT TO BE TYED

7

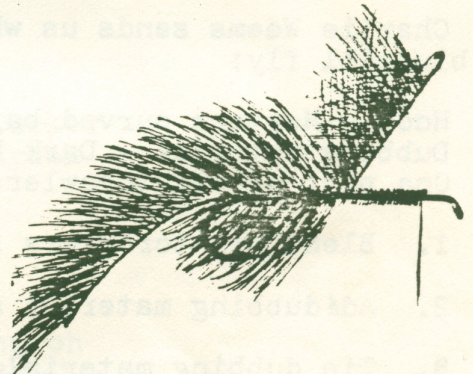


At the last intermediate tying class Dr. Ed. Rizzolo handed me a real gem. It's the buggiest thing these old eyes have seen in a month of Sundays. The good Doctor says it not only looks good to us land bound beasts but it appears to be indescribably delicious to our finned friends of the Guadalupe. We understand that on his last trip to those waters Dr. Ed. "Tore Them Up" with this creation. He has tried them in dark gray, olive and natural. He's now going to try them on Bass with a fluorescent orange. WOW. What a Color! Piqued your interest? Good! Ed didn't divulge the name of the critter but here's how its tied.


First you'll need long shank hooks - Mustad No. 79580, sizes 2, 4 or 6, size "A" Monocord or Nymo (Black, brown or olive), black, natural or olive tanned rabbit skin cut lengthwise in 1/8" strips 6" long and thinned down shoe goo. Weed guards and weighting are optional.




Debarb and sharpen hook. Attach thread on shank above normal barb position and wind forward to a point about one eye diameter behind the eye. Then wrap back to starting point.




Grasp the fur strip firmly and wrap it forward around the shank in a tight spiral. Overlap slightly each previous turn making certain the hair doesn't get into the "goo."



Tie in fur strip leaving a part of the strip extending about 1 to 1½ times shank length beyond hook bend. Use 4 or 5 tight thread wraps, lift the strip which hangs over the shank and wrap thread forward evenly. With the fur strip raised coat the thread wrapped shank liberally with thinned shoe goo.



Wrap the fur strip to the point where you finished your thread windings. Tie down the fur strip and clip off the excess. Wrap a neat head & whip finish. Fish it as you would any streamer. Buona Fortuna!



Loose Hooks

If you'd like to fish the Bow River in August at a very reasonable cost, why not go with the group from North Harris County College? Call Dave Ferris at the college, 443-5604, for details.

Two of our members are moving and they will be missed. Doug Irby, our outings chairman, has bought a business in Austin. Gordon Roessler, who printed our mailing labels, will be going to graduate school in Ohio.

Call your fishing news to Ken Jacoby at 873-6210 (o) or 409-273-2991 (h).

Charlie Weems sends us what he calls his favorite perch, crappie, and bluegill fly:

Hook - Herters curved bait hook. Size 2,4,6,8.  
Dubbing material - Dark brown or olive green.  
One pint of nightcrawlers.

1. Blend nightcrawlers in a food processor or blender until liquid.
2. Add dubbing material and refrigerate overnight.
3. Tie dubbing material the next day on your favorite size hooks; then refrigerate immediately. May be frozen if necessary. Use as soon as possible.
4. Use with a floating, sinking, or sink-tip line.
5. Enjoy.

