



P.O. Box 27141
Houston, Texas 77227-7141

Editor: Ken Jacoby
Graphics: Lance Brown, Dave Hayward
Writers: Mitch Whitney, John Hannah, Eliot Tucker

March Meeting

DATE: March 27, 1984
PLACE: St. John's Episcopal Church
Room 010, Education Bldg.
River Oaks and Westheimer
TIME: 7:30 Fit To Be Tied - Herb Penning's Secret Fly
8:00 Main Program - A Scarborough Surprise

February Meeting

In the short business portion of the meeting, Jim Darby announced the exciting news that the two fly-fishing personalities to come to Houston this spring will be none other than Chico Fernandez and Gary Borger! There are none better. Chico will be at the Orvis store on Saturday, April 7th, and will put on a salt-water workshop for our club on Sunday, April 8th. Gary will be at Orvis Saturday, May 19th, and will be with our club on Sunday, May 20th. The details of the club workshops will be announced in the near future, but the idea now is to mark your calendars for the above dates. You will not want to miss these world-class presentations.


A good crowd of 62 people was then treated to a double program, with something for the salts and the freshies. First and foremost, the team of Eliot Tucker and Jim Darby gave their presentation on fishing the flats for reds and specks. The boys have added costumes and snappy dialogue to their routine, but the magnificent photography is still the star of the show. That and the wealth of information given. This was an absolutely superb program, and if you missed it, you can catch the act at the Texas Conclave on Saturday, March 17th.

The second part of the program was presented by Chris Child of Frontiers International, a travel firm that specializes in hunting and fishing trips. Sponsored by Orvis, Chris gave a talk on the trips featured by Frontiers and then showed a fine film on fishing in Alaska.



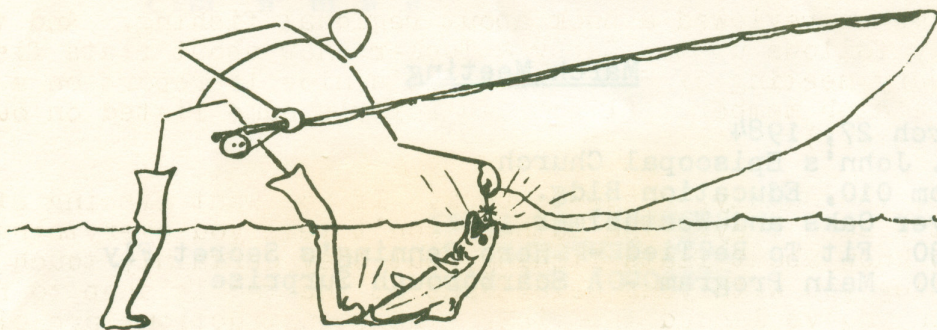
The First Texas Conclave

When this reaches you, the first Texas Conclave will be only days away. You still have a chance, if you act now, to be pre-registered for this history-making event. Complete the registration form on the back of this newsletter and mail it in. There will be a special drawing for an excellent prize limited only to those who pre-registered.

Conclave Director Brooks Bouldin reports that materials valued in excess of \$7,000 have been donated for the Conclave's raffles and auctions. That's right, \$7,000. You can't afford not to go. See you in Austin. 

Backing Up

By: Eliot Tucker



After you have caught a number of redfish on a fly you will begin to realize that redfish often follow a fly for a substantial distance before striking. If you are too close to the redfish when you cast, you may end up stripping your fly right into your tiptop. About ten to fifteen feet before that happens the redfish will almost invariably see you and spook. I hate to think of the number of fish I have lost because of this phenomenon.

The solution is simple to conceptualize but difficult to achieve. After walking sometimes vast distances across flats and carefully approaching redfish, it is psychologically extremely difficult to back up. However, it is the only solution to this recurring problem. If you get too close to the fish, you will not catch it. You should be at least 30 or 40 feet away to cast. Redfish can be approached closer than that but you should not. There is no harm, if you can cast farther, in being 50 or 60 feet away. Simply because you can approach redfish closer than 50 or 60 feet does not mean that you should.

If you make a cast and the fish follows your fly to within about 20 feet of the tiptop you must carefully lift the fly away by making a backcast with the rod held horizontally. Keep an extremely low profile

by crouching or bending over, then slowly back up. A redfish will stay where it lost the fly and frantically search for it. After backing up, cast two or three feet beyond the fish and strip line. The fish will hammer the fly.

One final word. I know that what I am saying here is simple and true, but I have yet to master the technique. Usually it is just more than I can do psychologically to give up ground I have gained sloshing across a soggy bottom!

Book Reviews

By: John Hannah

Fishing The Flats, by Mark Sosin and Lefty Kreh

Winchester Press (Nick Lyons Books)


High time we reviewed a book about regional fishing. And this appropriately follows up the Darby & Tucker Show about flats fishing at the February meeting of TFF. Also, it's nice to report on a book authored by a club member. (I noticed Lefty's name listed on our membership roster.)

This is, thoroughly, a how-to book. If you want fishing stories, go check out a Zane Grey. The authors don't tell you everything you'll ever need to know about flats fishing, but they certainly touch on every phase: helping you with your selections at the tackle shop to removing the hook when you've landed the fish. Their instructions are clear and well illustrated. The book is written with a contagious enthusiasm - if you've never engaged in this type of angling, you will have the urge after you read this volume.

If the book has a fault, it's that it tries to cover too many species of fish. There are vast differences in the requirements of tackle and fighting techniques between tarpon and redfish angling. There are some common denominators, but not many. The result is a great deal of information that you're not likely to ever need, whatever your salt-water interests are. Only a part of one chapter is devoted to reds and specks, which are the principal flats fish within easy range of Houston.

If you're expecting to do a lot of wade fishing in the flats this book won't encourage you. Sosin and Kreh tell us what Darby and Tucker told us: get a boat. There is an excellent section about boats.

The authors point out that fish that you can see on the flats are there to feed. If you don't get a strike you're doing something wrong; they are all "taking" fish. In comparison, if you've fished for Atlantic salmon (for example) you know how very few of the visible fish are willing to strike. This doesn't mean that flats fishing is easier. Just different. You must act instantly and accurately when you've spotted a bonefish or a red. You can take all the time you want angling for a holding salmon or trout: taking your casting position, selecting a fly, or stopping to take a nap.

The book ends with an appealing chapter about conservation, which conveys the authors' affection and concern for the "shiny shallows." 

Fishing News

Bruce Matolyak, fishing the lease early in February, couldn't believe his eyes when the foot-long fish he brought to the net turned out to be a brook trout. His surprise turned to anger later when our club guru wondered aloud if Bruce knew a brookie when he saw one.


Chris Phillips says that by the time you read this, bass fishing should have broken loose in the jungle areas on Lake Conroe. Chris has been taking some fair strings between cold fronts. With the hydrilla gone, this should be a great year for wading the shallows on Conroe.

Pat Patterson had a fine weekend on the Guadalupe in mid-February. Using a caddis pattern of his own design, he scored well on the rainbows. Pat has made a fine collection of the insect life of the Guadalupe. He seines the river and puts the specimens in small bottles full of alcohol. Jim Davis uses a slightly different method. Jim seines the river, drinks the alcohol, and throws the bugs back into the water.

Dan Edwards has been cashing in on the outstanding white bass fishing in the Trinity River this spring. He turns off Interstate 45 at Centerville to hit the river. After launching, Dan runs downstream for two miles in his canoe or john boat (his canoe has a small motor) until he reaches a wide bend in the river. It is there that he has been knocking them dead with a variety of light-colored bucktails. Dan says the action on the Trinity should hold up through March.

One of the best rainbows taken from the Guadalupe this year or any year was caught late in February by Joe Doggett. Using a Hare's Ear nymph, Joe landed and released a 20½-incher that weighed right at three pounds.

Norm Crook and Bruce Matolyak had driven across the 1375 bridge on Lake Conroe and had found a sheltered spot in the little cove at the southwestern foot of the bridge. They waded in and began to work white streamers along the bottom. Bruce got into a school of barn-door crappie and caught a half dozen solid one-pounders. Lack O'Hackle hooked and lost a nice bass and missed the strike of a really big one. Then boats, seeking refuge from the wind and seeing the bent fly rods, began to crowd into the tiny cove. Soon the fly fishers could hardly backcast so they quit in disgust. It appears that Lake Conroe, one of the last bastions of genteel sportsmanship in Texas, is losing some of its quiet dignity. Good heavens, could the Galveston jetties be next?

Call Ken Jacoby with your Fishing News, 409/273-2991 (h) or 713/999-6669 (o). 

FIT TO BE TIED

5

"WHITE LIGHTNING"

Materials

Hook - Stinger #2
Underbody - yarn - white wool
Body - "Cloisonne thread for needlepoint" (silver)
Tail - red feather segment
Wing - White maribou
 Lt. green Flashabou
Head - spun and trimmed deer hair
Thread - Orvis monocord

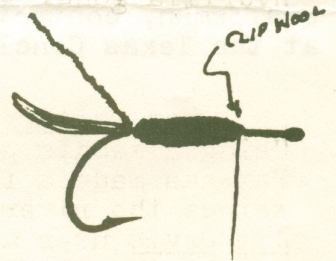
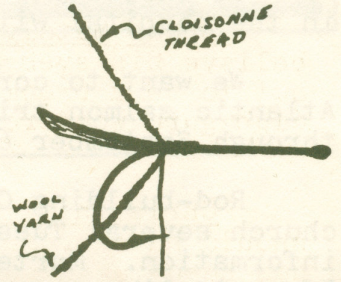
1. Place hook in vice, sharpen hook and mash down barb.
2. Attach thread at mid shank point and wind toward bend.
Tie in red feather tail segment. Tail should be 3/4" long.
3. Tie in white wool underbody 8" long.
Tie in cloisonne thread (found at Lee Wards) 8" long.
4. Bring thread forward and wind wool forward to within 1/2" +/- of eye - wind toward hook bend and tie off when cigar shape body has been formed and tie off and clip excess wool.
5. Wind silver cloisonne thread forward over wool under body laying one wrap beside the previous one. Tie off and clip excess thread.
6. Coat cloisonne thread with head cement for durability and let dry.
7. Tie in 3-4 clumps of white maribou for the wing. Wing length should extend 3/4" +/- past bend of hook. Clip butts of maribou and tie off off and clip excess.
8. Tie in 6-8 strands of lt. green flashabou as long as the maribou and tie off and clip excess.
9. Tie in clump of stacked deer hair about 1/8" in diameter and flare around hook and tie off and half hitch.
10. Trim head so that head is approximately 1/4 - 3/8" in diameter.
11. Cement head windings.

You can substitute any number of colors for the maribou wing - yellow, black, bright green, olive, purple. With these colors use pearl flashabou over wing.

Allow fly to sink and fish using a streamer retrieve and brace yourself for vicious hits!!!!

According to Herb Penning this is a super creation and has accounted for a goodly number of nice fish. Thanks Herb for breaking your long kept silence and sharing your secret with us.

Lack O'Hackle



Loose Hooks



When in Austin for the Conclave, don't miss the chance to visit one of America's great fly shops, The Austin Angler. Located not far from the Sheraton Crest, at 312 1/2 Congress, the Angler is a fine place to browse. They carry a complete line of fly stuff in a wonderful setting.

We understand that one of our young members, Rickard Hakemack, is in the hospital with a broker leg. Get well soon, Richard.

We want to correct the dates given last month for Barkley Souders' Atlantic salmon trip to the George River. They should be August 28th through September 6th. He still has an opening. Call him at 681-4960.

Rod-building Chairman Morten Lovstad is conducting classes at the church several Tuesday evenings each month. Call him at 350-2475 for information. Morten has recently started his own rod-building company. If you'd like a custom rod, built to your specifications by a master craftsman, contact Morten at the above number or stop by his display at the Texas Conclave.

RIZZOLO, ED, M.D.
7620 BELLFORT
HOUSTON, TX 77061



FIRST TEXAS CONCLAVE REGISTRATION FORM

NAME _____ PHONE _____
ADDRESS _____
CITY _____ STATE _____ ZIP _____

REGISTRATION: _____ SINGLE(\$20)
_____ FAMILY (\$30)
_____ STUDENT (\$15)

BAKQUST: Number attending _____ @ \$18 each.

SUNDAY FISHING TRIP (indicate first & second choice)

_____ Trip 1: Upper Colorado _____ Trip 3: Fayette Res.

_____ Trip 2: Lower Colorado _____ Trip 4: Guadeloupe

TOTAL AMOUNT ENCLOSED _____
(make checks payable to "The Texas Conclave")

Mail check and registration form to:

The Texas Conclave
P.O. Box 27141
Houston, Texas 77227-7141

HOTEL RESERVATION FORM

NAME _____ PHONE _____
ADDRESS _____
CITY _____ STATE _____ ZIP _____

ARRIVAL DATE _____ HOUR _____ (AM or PM)

DEPARTURE DATE _____ HOUR _____ (AM or PM)

NUMBER OF ROOMS _____ FOR _____ NIGHTS.

Credit Card Authorization: authorizes ALL SEASONS Travel to charge accommodations to my credit card upon telephone approval of rates by me.

Signature _____ Date _____

Payment or signature must accompany this form

Mail to: ALL SEASONS TRAVEL
4550 Post Oak Place Drive, Suite 128
Houston, Texas 77027

CHECK HERE IF YOU WISH TO BE CONTACTED ABOUT TRAVEL ARRANGEMENTS.