

WIND KNOTS

AUGUST 1989

AUGUST MEETING

Date: August 29, 1989

Place: The Apollo Room
Travelodge Tower
2828 Southwest Fwy.
(Kirby Exit)

Time: 7:00 p.m.
Fit To Be Tyed:
Miss Take, a fuzzy
damsel fly nymph

7:30 Main Program:
Fishing the Catskills:
Willowemoc and Beaverkill Rivers. John Scarborough and the Rat Faced McDougals have promised a good show.

SEPTEMBER INTERMEDIATE TYING CLASS

Flies constructed of rabbit fur strips have an enticing motion in the water that provokes vicious strikes from predators. Join Brooks Bouldin on September 14th for an evening of tying leech patterns and zonkers, those deadly minnow imitations that attract everything from bass and mountain trout to redfish and spotted sea trout.

No reservations are needed. Just come prepared to tie on Thursday, Sept. 14, 7:00 p.m. at the St. John's Church annex, Westheimer at River Oaks Blvd., basement room 010.

CHICO FERNANDEZ HERE

World renowned fly fisherman Chico Fernandez will be in Houston, and you have three chances to meet and learn from this legend of the sport. There will be a reception at Angler's Edge, 6360 Richmond, on September 8, from 6:30 to 9:00 p.m. Barley pop and fermented grape will be served.

On Saturday, September 9, Chico will again be at Angler's Edge, from 10:00 a.m. to 4:00 p.m., showing slides, tying flies and hanging out.

Finally, the club will sponsor an all-day seminar with Chico on Sunday, September 10, at the Holiday Inn Galleria on the West Loop, 8:30 a.m. to 5:00 p.m. \$25 admission. Chico will present slide shows on fly fishing jungle rivers, fly fishing for reds and specks, do some casting and tying redfish and speckled trout patterns and cover a number of other topics of interest to fly fishers. Contact Mark Hollier, 739-0099, ext. 347, for information and reservations.

MEMBER SURVEY

Active TFFers who receive Wind Knots by mail will find an opinion survey enclosed in this issue. The club officers urge you to take a few minutes to fill it out and bring it to the August meeting or mail it back. Details are on the survey. Your responses will help us in planning future activities.

In this issue...

- Ken Jacoby has fishing news
- Bev Edwards has mule problems
- Eliot Tucker switches to fresh water, wears funny clothes
- John Hannah tackles a serious topic
- Herb Penning contrasts conservation efforts by private and public sectors
- Capt. Corey gets a call from a convert
- Norm Crook makes a Miss Take
- And more!

ADVANCED CLASS: HAIR BODY FLIES

Mitch Whitney, tyer and teacher nonpareil, will present a full day advanced class on tying hair body flies, with emphasis on hair spinning and hair packing. Date: Saturday, October 21, 1989. Place: the Pavillion at Mitch's condo. A light breakfast and lunch will be included. The cost is \$25, which covers materials and food.

Space is limited, and reservations are required. For more information or to sign up, call Mitch at 896-8188 (o) or 780-4392 (h).

FISHING NEWS

by Ken Jacoby

Perhaps the real test of a trout stream is how it fishes when not at its best. A group of Texas FlyFishers, making their third annual trip to Utah's Green River, caught a good number of beautiful fish despite the fact that their late-July timetable put them on the river just after the pale morning dun hatch and just before the best of the hopper season.

TFFers Tony Woods, Anno Breitenfeldt, Bill Baker, Wright Guthrie, John Hannah and Charley Thanheiser, along with guests Derek Dion and Jack Bornhoeft, used a variety of different flies and techniques to catch and release plenty of fine rainbows, browns, cutthroats and brookies from this magnificent river beneath the Flaming Gorge Reservoir near Vernal, Utah. They floated the river with friend and outfitter Terry Collier and also walked in and waded.

While in Utah, Mr. Thanheiser attempted to organize one of his annual survivalist outings, but since many in the group had been involved with his into-the-wind canoe trip in Wisconsin two years ago and his where-the-heck-are-we? auto shuttle in the Catskills last year, there was only one taker, the gullible and lucky Tony Woods. A sweaty hike along an uncertain donkey trail over a steep mountain while leaving plenty of easily accessed water behind were features of this year's trek. The two climbers finally made it down to the river at exactly the riffle Mr. T had been looking for and Tony soon found himself attached to the largest brown trout of his life, vindicating the Head Rat (who snapped off several large fish while Tony was engaged in the 15 minute battle).

A really fine addition to this year's trip was Derek Dion, Wright Guthrie's 16 year old grandson from Baltimore, who brought a refreshing enthusiasm and caught more than his share of the fish. Jack Bornhoeft, a walleye expert from the wilds of Ohio, also did well with his fly casting, although a gusting wind necessitated the surgical removal of a hook from his ear by Dr. Breitenfeldt one afternoon. Bill Baker was not mistaken for Dave Whitlock this year, but still caught lots of fish. John Hannah flew in from his summer location in Idaho. Outfitter Terry Collier can be reached at (801) 789-2462.

Call in your fishing news to Ken Jacoby at (409) 273-2991 (h) or (713) 873-6210 (o).

OUTINGS

by Bev Edwards

SOUTH SAN JUAN WILDERNESS EXPEDITION

A few rugged TFF members launched an expedition in late July to explore the high mountains and cold waters of the South San Juan Wilderness Area of the Rio Grande National Forest, near Platoro, Colorado. Explorers included Herb Holchak, Ken and Kathy Plato, Bev and Martha Edwards. Headquarters was at the Skyline Lodge, at 10,000 feet of elevation in Platoro.

The Conejos River flows for 30 miles through a glacial valley in the San Juan Mountains before it ever reaches a paved road and civilization. The crew cast dry flies on the conejos for some nice brown and rainbow trout for several days. The water was choppy in the runs and pools, so the bouyant Wulff dry flies produced well. This wild river has a strong native trout population, but the State of Colorado also stocks it weekly with

browns and rainbows to 18 inches. It was a catch and release trip, except for one big fish fry at the lodge.

The group acclimated to the altitude and cold after a few days on the Conejos. It was time for a major assault on a high altitude lake. A pack train of horses and mules left the warmth of the lodge on July 18 and climbed nine miles of steep trail to reach Glacier Lake at an elevation of 12,400 feet, well above the timber line. The trek was difficult. The pack mules were not well trained. The lead mule got out of control about two miles up the trail and ran off with the second mule and all the expedition's gear. You cannot imagine what it is like to watch a pack mule roll over several times on a rocky mountain trail with a full load of sacred Fenwicks coming out of the packs. The lead wrangler was thrown from his horse during the rodeo which lasted half an hour. Two hours later the mules were rounded up and the journey continued to Glacier Lake.

The lake is located in barren grasslands at the edge of a snow bank glacier that never melts. It was quite cold at night, sleeping on the ground in tents next to the snow fields. Ice cream was served at dinner made from dehydrated peaches and apricots, Kool Aid, brandy and glacial snow. Herds of elk were seen in the early morning light in their high summer range. A day hike deeper into the wilderness to Twin Lakes revealed that a black bear had passed our camp, leaving only tracks in the trail.

Early on the morning of July 19, a strange white creature was seen on a mountain peak above camp in the first light before sunrise. It was thought to be Yeti or the abominable snowman. Bev Edwards stumbled from his ice cold tent and started running up the mountain with camera to record this his-

toric sighting. He was gasping for oxygen in the thin mountain air as he rushed up the ridge toward the peak. This would be an exclusive interview for WIND KNOTS as well as the rest of the media. The creature was waving. And laughing. It was Ken Plato in a white sweat suit, taking pictures of the sunrise. The search for Yeti will resume next summer.

After a week of high country fishing and exploring, the expedition went down to Taos, New Mexico, for feasting and spirits. The wagons were turned south for Texas, but there was a stop to fish a secluded pond on a ranch along the Kiamichi River in southeastern Oklahoma. Ken and Kathy Plato landed 40 Florida bass in about 40 minutes on popper bugs for a nice ending.

[Editor's note: You probably thought that, with all the excitement about brandy snow cones, bears and Yetis, our correspondent, Bev Edwards, simply forgot to mention who caught what using which patterns at Glacier Lake. Not so. He deliberately neglected to mention that not one of the expedition caught a single fish or even had a single bite. Apparently the fish were only feeding at night under the full moon. Or so he says.]

• • •

OCTOBER OUTING

There will be a club outing to the beautiful Llano River near Junction, Texas, the weekend of October 7 & 8. Guadalupe bass will be the primary quarry. Contact Bev Edwards, Outings Coordinator, at 658-8374 (o) or 469-4399 (h) for more info.

ON THE SALTY SIDE



by Eliot Tucker

TRUE CONFESSIONS

In this column you have read subtle suggestions that salt water fly fishers fish for real trout. Recently, fresh water trout were referred to right here as "wimp trout."

While acknowledging the wonderful world of fresh water fly fishing, with its beauty, its ancient rituals and traditions, its subtlety, its finesse, this column also carries undertones that it is somehow not worthy, surely not macho, hardly innovative.

It would seem that one who apparently harbors those antagonistic ideas would never be caught at a shrine to the sport, nay, the art, of dry fly fishing for fresh water trout.

Yet, I confess, as you read this, my son and I will be clad in tattersall shirts, ties with fish motifs, tweed coats and funny hats, down on our knees reverently and breathlessly casting gossamer thread to hook-jawed brown trout on the River Test, in Hampshire County, England.

When the guide turns his head, I will sprinkle into that pristine stream some salt I scraped off my face at the end of the day on my last trip to our coast. That will add some legitimacy to what is, for me, an aberrant foray into the fresh water fishing world.

LETTERS

[This first letter was written to Ed Rizzolo by Marty Shermom, editor of Flyfishing magazine in response to the Fit To Be Tyed feature on Clark's Stone Fly in our June issue -- ed.]

I'm glad to hear of the friendship that has developed because of our magazine and the sport of fly fishing. These kinds of things are wonderful.

Lee's fly is really pretty amazing. Lee [Clark] has some interesting fly tying ideas. I know he works hard to help introduce young people to fly fishing and fly tying. Several of his students have written to me when we donate books to Lee's classes.

Thanks also for the club newsletter. It is very interesting to see what is going on around the country.

Best regards,
Marty

[The next letter is from a new TFFer, recently from New Orleans. He included two nice pieces on fishing the Battenkill and the Frying Pan. The first appears on Page 6 of this issue. We'll save the other for a future edition of Wind Knots -- ed.]

I've been a member of TFF for several months -- a "transfer" from the New Orleans Fly Fishers. While still in the process of trying to relocate my home to Houston, I've not had the chance to partake of the local fishing the way I did in the Louisiana salt marsh. Too bad -- just have to work on cold-water trout...

Watch your backcast...

Steve Jenkins

Address correspondence to Wind Knots, 4801 Woodway, Suite 350W, Houston, Texas 77056.

BOOKS



by John T. Hannah

Reluctant though I am to impose a serious subject onto these cheerful pages, I have to vent my concern about one of the gloomy realities of the present age: the apparent inability of anyone to do anything about the prevalence of drugs.

If I were a young person today I would no doubt try drugs, and possibly even become a user. I hope not. If I did take up the habit it would partially be because people I admired, in sports, for example, used drugs.

There is a group of fishing/outdoor writers today who write outrageous things -- this is part of their appeal. The genre includes Tom McGuane, John Gierach and Russell Chatham. They write about sex, drinking and drugs. Now, I've only tried two of those activities, so I admit I'm being sanctimonious to deplore the third, which I haven't. "How do you know until you've tried it?"

I've no reason to believe that McGuane and Gierach are users. I have every reason to believe that Chatham uses drugs: he writes about his drug pleasures in his recent book, *Dark Waters*. In fact, he brags about them, says he wouldn't do without drugs. And in the foreword, Nick Lyons defends Chatham's habit and his attitude.

We're not talking about marijuana. We're talking about Chatham's use of cocaine and LSD, and some things, I don't even know what they are, like windowpane and white crosses.

I don't criticize Chatham's writing about drugs; I do condemn his use of them and then his portrayal of this as a desirable lifestyle. How can he rationalize his patronage of drug dealers, the dregs of society. Has he been mugged or had his home invaded, as many of us city folks have, by people who commit crimes to support their dependency? Surely he has friends whose children have messed up their lives using drugs.

This summer, before I bought and read *Dark Waters*, I met Chatham in Livingston, Montana, where he lives. He is a friendly, interesting fellow, and he wasn't stoned at the time. He has a vivacious wife who likes to hug everybody. In addition to being skilled as a writer, Chatham is a very successful painter. He is loaded with talent.

Apparently, talent doesn't equal smarts.

CLASSIFIED


For Sale: Sage GFL 890 RP Graphite II 9' for 8/9 wt., \$200; Sage GFL 996 RP Graphite II 9½' for 9/10 wt., \$210; 3M System II 8/9 reel with 2 extra spools, \$150. All items are in like-new condition. Call Dale Hutchinson at 674-3700 day, 821-6457 night.

Space permitting, we'll run your ad in Wind Knots free of charge. Requirements: personal rather than business; related in some way to fly fishing; brief; and received by the editor by the 5th of the month for that month's issue. Send to WIND KNOTS, 4801 Woodway, Suite 350-W, Houston, TX 77056 or FAX to 960-0221.

THE FEDERATION

by Herb Penning

Isn't it interesting to note how the public sector takes its lead in many instances from the private sector?



Recently I saw a Texas Parks & Wildlife newsletter that featured a study of the survival rate of released bass. The original study was done by the California Fish & Game Department and was picked up by TPW for their own study. Results of both studies "indicate" that hook and release fishing yields a high degree of survival and promotes better fishing. Also, TPW maintains hook and release has become an important consideration in quality fishing due to publicity and acceptance by the fishing public.

That's interesting -- the Federation of Fly Fishers has promoted fishing conservation in streams via hook and release for years. Why is it only recently that state agencies have discovered what the Federation fought so hard to gain -- conservation?

Guess it means that if we leave the obvious to governmental agencies, a long time passes -- much to the detriment of fish and quality fishing.

That's why our collective voice, as the Federation, is so important in preservation and conservation activities. It's a voice that is strong, clear and well founded, that represents a broad section of the country. Join the Federation and be a part of a leading force in making positive changes happen.

CAPT. COREY'S COMMENTS

by Corey Rich

I'd just backed the 'burban into the garage and unlocked the door when I heard the phone ringing. I was so tired from the tournament I considered letting it ring. Three days of hard fishing from dark-thirty in the morning to well past cocktail hour. Rough seas, dirty water, extremely low tides, sand bars where they shouldn't be. And the pressure. This was a big-bucks tournament. We'd caught a lot of fish, but not enough to be in the money.

"Hello."

"I'm trying to figure out how I want it mounted."

"Huh?" *Who the hell is this?*

"I just caught my first redfish on a fly rod. Twenty-six inches. Damn! It was more fun than anything I've ever done! It was more fun than... Never mind, Betty's standing right here. Anyway, it was unbelievable. I'm throwing away all my Ambassadeurs." The words were tumbling from the normally laconic Ray Boazman, my friend from San Antonio, calling from Port Mansfield. The previous week we had fished there together, he for the first time with a fly rod. He'd been bitten by the bug a week earlier, watching a friend catch reds on a fly while he spooked them with conventional tackle. With my help over the phone he'd selected an outfit from a mail order catalog and had it shipped air freight so he could have it for the weekend. There weren't many fish when I was with him, and he hadn't scored.

"Jeez, it was incredible. He was just lying there in the grass. I had a good cast and put the fly about four feet beyond him, then dragged it past his nose. The water just exploded. I'm

lucky I caught him. I had my drag set too loose. He took all my fly line and got about fifty feet of my backing. When he took the fly I had the line wrapped around my wrist and I was too busy trying to get loose to set the hook. He nearly jerked my hand off. And hey! You didn't tell me that the reel handle was attached directly to the spool. I was holding on tight and he almost pulled the whole rod out of my hand. It wasn't 'til I let go of the reel to grab the rod with both hands and saw the handle going around backwards that I figured it out. I had to slow him down by putting my hand on the spool."


"Ray, you effed up and did everything right."

"I did?"

"Well, not exactly, but it had the right effect. It's easy to get excited and pull the fly away from a red when he jumps it. Better to let him pick it up and run with it and hold on to the line, which you did by having it around your wrist. Usually he'll hook himself. Then just give a short jerk on the line to make sure it's well set. And you want a light drag with a clean fighting fish like a redfish or speck. The fun is in watching it run. When he stops, crank. If he runs again, let go of the handle. What kind of fly did you use?"

"That Brooks' Shrimp pattern you gave me. By the way, my friend made me give him one of the three I had. Said it looked better than anything in his fly box. Gotta go now. I'll send you some pictures."

I'd caught a boatload of fish on conventional tackle and Ray had caught one on a fly rod, but it was pretty obvious who had more fun.



COMING ATTRACTIONS

One of the club's most popular programs, the Beginner's Fly Tying Classes, will begin Thursday, January 11, 1990, and continue for the next six Thursday evenings. Dr. Ed Rizzolo is the program leader and one of several excellent tyers who teach the classes. Class size is limited to allow maximum individual attention, so plan to register as soon as possible. Contact Ed at 623-5775 (o) or 997-2789 (h).

• • •

Reminder: Mark your calendar. The October club meeting will be the 24th rather than the 31st. Scheduled is Jim Dailey, TP&WD biologist and saltwater expert with a presentation on fly fishing the Texas coast.

• • •

TFF's annual fund raising auction is tentatively scheduled for February 17, 1990. That seems like a long way off, but it's time to start thinking about donations. Look in that tackle closet for things you don't use any more, but someone -- maybe a youngster just beginning to fly fish or a collector of old funky tackle -- might consider a treasure. If you're a tyer, start making up a selection of those killer patterns to donate. If you have something to donate or if you'd like to help in some way, please call auction chairman Lee Pinion, 780-3381 (h) or 953-9999 (o).

• • •

Your club officers are planning a variety of exciting and educational activities for the coming year: programs on small-mouth bass, salt water, panfish and fishing exotic places for trout; visits by experts like Jimmy Nix and Dennis Bitton; tying, rod building and casting classes. Stay tuned to Wind Knots for details.

BATTENKILL, AGAIN

by Steve Jenkins

I was excited. I hadn't fished the Battenkill for a year. This was a big change from years past when I felt deprived if I wasn't able to make 20 trips a season. It was a lot easier when I lived 35 miles away, rather than 1,500. Driving over from Hartford on Thursday before Independence Day, I headed north on NY 22, along the foothills of the northern Berkshire Mountains. Beautiful day. The wet spring in the Northeast had everything wrapped in a green glow.

Yes, the stream was just as I remembered, the railroad bridge, the rock walls, the big trees, the wing dams. It was like coming home. A sunken pattern generally produces just below the wing dams, and it did. While it was already past 5:00 p.m., there were few flies on the water. Just some caddis and an occasional small mayfly, one of several varieties.

The big pool generally showed a rise of small trout, sometimes even brookies, and it did. I caught one 9 inch brookie and a brown about the same size on a 14 Light Cahill. Further up the pool, near the overhanging birch, there was another fish working. It was a long cast because the stream was a bit more full than normal, but I managed to catch a 12 inch brown in that classic spot. Not a bad fish in this stream.

So it went. The big bend area had changed the most; it always does. The gravel bar was now sliced by the main current and the big hole by the bank was even bigger. But above the bend is the big tree hole, my favorite. In recent years it has changed little. I can remember many 10 fish evenings casting from one spot. Tonight, there was not a rise showing. By now, the pale evening duns (sulphurs) should

have begun. Above the tree, in the fast water against the rocks was a small rise. I moved up and began to cast the Light Cahill to this only noticeable rise. Lots of brush behind and deep, fast water in front didn't make it easy. Finally, the right cast, a slurp, a strike and dynamite! This was no eight inch trout. It headed into the deep water and shook its head powerfully. In five minutes I had 14 inches of hook-jawed male in the net. Battenkill, again.

TACKLE TIPS

by Corey Rich

One of great things about fly fishing is that it presents so many buying opportunities. And if you fish in salt water you can create *replacement* buying opportunities for yourself by neglecting your gear. Jolly good sport, buying new reels every couple of months.

If you're something of a piker, you may wish to keep the equipment you already own in good working order. Not as much fun, but cheaper.

Salt water eats things, especially metal. It also evaporates and leaves salt crystals that can stick things, even graphite things, together.

When you come in from fishing in salt you should, as a minimum, flush rods and reel thoroughly with fresh water. Don't blast the reel with a high pressure nozzle, though, or you'll drive salt into places it hasn't yet reached.

It's always a good idea to remove the reel from the reel seat and flush both well. That's a prime hiding place for salt, where it can cause corrosion between dissimilar metals. Even if the reel seat is graphite or wood, salt crystals can form and create a permanent reel mount-

ing. Take the rod apart, too, and flush the ferrules.

When you get home, it's time for serious maintenance. If you haven't done it before, take the reel completely apart. Not just down to major subassemblies. Take out all the little screws that hold the reel seat, frame pillars, etc. Clean everything thoroughly in warm, soapy water. Use soap, not detergent. Detergent may harm the coating on your fly line. Let all the little pieces dry. You can speed the process with a hair dryer.

At this point, apply a metal protectant such as LPS-3 (not 1 or 2), available at most auto parts and some tackle stores, or Boeshield, available at Orvis. Don't get it on your fly line. Remove the excess with a soft cloth and let the parts dry overnight. You may wish to buff off any excess with a soft, dry cloth before reassembly.


If you go through that drill, complete disassembly and coating the parts with protectant a couple of times a year, you can get away with a light soapy wash and a good rinse of the major components the rest of the time.

TYING TIPS

by Mitch Whitney

Need a third hand while whip finishing a fly? Most vises today have a spring-style material clip. After starting the thread in the whip finishing tool, or after forming the necessary loop with the fingers, lock the end of the thread coming from the bobbin in the material clip, allowing the bobbin to hang free, keeping tension on the thread. This will free one hand to hold back materials such as deer hair, hackle, etc. so you can complete the whip finish knot without wrapping down any materials under the threads.

Fit To Be Tied




Miss Take


Had this scribe not been acquainted with Polly Roseborough and his philosophy of the fuzzy nymph, then seen their exciting, strike inducing action, I would have thought Charlie Brooks' nymphs were absolutely ludicrous. Having been convinced that big fuzzy nymphs do produce, it was inevitable that Brooks' theories would be tried. One of his fly creations he named Miss Take. Not because he had a few missed takes, but rather because it turned out to be representative of a damsel fly and not the stone fly he intended. Since our lakes and ponds abound with damsel flies it follows that this might be a worthwhile addition to our fly boxes. If you are fishing in a heavily weeded area, you might give thought to adding a monofilament snag guard to keep you reasonably free from weeds. Weighting this fly is acceptable.

To recreate this critter you'll need Mustad hook no. 79580 or the equivalent, size 6; black or dark brown tying thread size 3/0, 6/0 or 8/0 if you have it; peacock sword tail fibers; mottled brown wool (this can be created by twisting together two single strands of dark and light brown crewel yarn); natural gray ostrich herl; gold wire; a single strand of purple crewel yarn; and brown dyed grizzly neck hackle.

Norm "Lack O'Hackle" Crook



Attach thread two eye diameters behind hook eye and wind evenly to a point above the barb. Tie in 3 peacock sword tail fibers with 3 or 4 wraps of thread. Clip off butts.




Wind the ostrich herl forward, following the purple yarn, to where the hackle is tied in. Tie off and clip off the excess. Wind the gold wire forward, but in the opposite direction, to where the hackle is tied down. Tie off but don't snip the wire. Bend it back and forth until it breaks. Wind two turns of the hackle. Tie it down and clip off the excess.



In order, tie in the gold wire, the purple crewel yarn, the mottled brown yarn and the gray ostrich herl. These should be tied in on top of the hook shank at a point between the barb and the hook point. Don't clip off the butts of the pieces just tied in. Instead, bind them down with the tying thread to form an even underbody. Wind to a point where the thorax would normally start (about 2/3 the hook shank length), snip off the butts. Fold and tie in a brown dyed grizzly hackle whose barbules are about equal in length to the hook gape. This hackle should be tied in by the tip.



Wrap the tying thread forward to within an eye diameter behind the hook eye. Wrap the mottled brown yarn forward to form the thorax. Tie off and clip off the excess. Fold a brown dyed grizzly the same size as the one previously tied in. Tie this one in by the tip also.



Wind the mottled brown yarn forward to where the hackle is tied in. Bind down with 3 turns of tying thread. Do not clip off the excess. Wind the purple yarn forward between each wrap of the mottled brown yarn. This will give you a distinct segmentation of the abdomen. Bind down the purple yarn and clip off the excess. This leaves the gold wire and ostrich herl.



Take 2 turns of the hackle and tie off. Clip off the excess. Form a neat head. Whip finish and cement the head. There, you've just tied one of Charlie Brooks' favorites.

WIND KNOTS

AUGUST 1989

AUGUST MEETING

Date: August 29, 1989

Place: The Apollo Room
Travelodge Tower
2828 Southwest Fwy.
(Kirby Exit)

Time: 7:00 p.m.
Fit To Be Tyed:
Miss Take, a fuzzy
damsel fly nymph

7:30 Main Program:
Fishing the Catskills:
Willowemoc and Beaverkill Rivers. John Scarborough and the Rat Faced McDougals have promised a good show.

SEPTEMBER INTERMEDIATE TYING CLASS

Flies constructed of rabbit fur strips have an enticing motion in the water that provokes vicious strikes from predators. Join Brooks Bouldin on September 14th for an evening of tying leech patterns and zonkers, those deadly minnow imitations that attract everything from bass and mountain trout to redfish and spotted sea trout.

No reservations are needed. Just come prepared to tie on Thursday, Sept. 14, 7:00 p.m. at the St. John's Church annex, Westheimer at River Oaks Blvd., basement room 010.

CHICO FERNANDEZ HERE

World renowned fly fisherman Chico Fernandez will be in Houston, and you have three chances to meet and learn from this legend of the sport. There will be a reception at Angler's Edge, 6360 Richmond, on September 8, from 6:30 to 9:00 p.m. Barley pop and fermented grape will be served.

On Saturday, September 9, Chico will again be at Angler's Edge, from 10:00 a.m. to 4:00 p.m., showing slides, tying flies and hanging out.

Finally, the club will sponsor an all-day seminar with Chico on Sunday, September 10, at the Holiday Inn Galleria on the West Loop, 8:30 a.m. to 5:00 p.m. \$25 admission. Chico will present slide shows on fly fishing jungle rivers, fly fishing for reds and specks, do some casting and tying redfish and speckled trout patterns and cover a number of other topics of interest to fly fishers. Contact Mark Hollier, 739-0099, ext. 347, for information and reservations.

MEMBER SURVEY

Active TFFers who receive Wind Knots by mail will find an opinion survey enclosed in this issue. The club officers urge you to take a few minutes to fill it out and bring it to the August meeting or mail it back. Details are on the survey. Your responses will help us in planning future activities.

In this issue...

- Ken Jacoby has fishing news
- Bev Edwards has mule problems
- Eliot Tucker switches to fresh water, wears funny clothes
- John Hannah tackles a serious topic
- Herb Penning contrasts conservation efforts by private and public sectors
- Capt. Corey gets a call from a convert
- Norm Crook makes a Miss Take
- And more!

ADVANCED CLASS: HAIR BODY FLIES

Mitch Whitney, tyer and teacher nonpareil, will present a full day advanced class on tying hair body flies, with emphasis on hair spinning and hair packing. Date: Saturday, October 21, 1989. Place: the Pavillion at Mitch's condo. A light breakfast and lunch will be included. The cost is \$25, which covers materials and food.

Space is limited, and reservations are required. For more information or to sign up, call Mitch at 896-8188 (o) or 780-4392 (h).