



WIND KNOTS

April Meeting

Date: April 28, 1987

Place: The Appolo Room
Viscount Hotel
2828 S.W. Fwy (Kirby Exit)

Time: 7:00 **Fit To Be Tied**
"Madam X"

7:30 **Main Program**
Video : "*Way of the Trout*" , and a
Special Guest

March Meeting

Another record crowd of 105 people, including 11 new members, jammed the room as John Scarborough presided over a long business meeting. Brooks Bouldin brought a proposal for a private, 60 acre fishing lake for participating club members, and found lots of interest.

The main program featured Gonzolo Vargas, who combined a video tape and excellent photographs of some massive fish with an entertaining delivery into a wonderful program on steelhead angling in British Columbia.

The Sunfish Spectacular??


Perhaps the numerals on the scale were too small, or perhaps he had delved into the schnapps too soon, but John Scarborough was having trouble at the Sunfish Spectacular weigh-in. For each fish, he would squint at the scales and call out - "Six Ounces." The 40 TFFers present were restive - feeling that they were about to be hoodwinked again this year by the Fearless Leader.

But no, the 1987 winner was Tony Woods, with a crappie weighing 8 ounces, caught on a Rat-Faced McDougall. Nista Mayo and Paul Akscyn tied for second place with 7-ouncers. The real winner this year was Charlie Weems, who was packed and ready to leave for Chain O' Lakes when he was detoured to the hospital where his daughter presented him with a lovely granddaughter. The little gal weighed in at 8 1/2 pounds, and Phil Staley remarked that had Scarborough done the weighing, she would probably have been recorded as "Six Ounces." Congratulations, Charlie.

The winner of the Lil' Stinker Fish Formula award for April is Mr. Scarborough for his efforts on behalf of the Sunfish Spectacular. We know that our Fearless Leader will be most interested in this month's book review, which contains some interesting ideas (baby chicks and laundry soap) which he can use in next year's fishing contest.

Jimmy Nix

We have something special on tap for Saturday, April 25th at 9:00 AM at the Viscount Hotel. Jimmy Nix will put on a seminar on catching big bass in Texas lakes. The cost will be \$20.00. Jimmy does a super job. Dont miss him!



John T. Hannah

Another book from the library of a club member: Ted Houghton, the Baron of Brookshire, has provided Hunting and Fishing in Texas, by Hart Stilwell.

This volume is not in mint condition. In fact, it looks as though it might have spent some time at the bottom of Galveston Bay. But it is an autographed first edition by an important Texas sportswriter. Ted became acquainted with Stilwell on hunting trips and Ted says that he was a colorful character who dressed in "flamboyant dishabille." Stilwell came from a pioneer Texas family and was a student of history. And he was your basic early Texas outdoorsman. It would be interesting to learn more about this man from some of his surviving friends, like Felix Stagno, Bill Saylor, or Harv Boughton.

You don't learn a great deal about the man from reading this book. Except that he was a paradox.

In his introduction Stilwell says, "For I am a hunter . . . and I am not tamed, any more than a coyote is tamed, for you cannot tame a hunter. He is the predator, he is the living form that kills, that fights. Man loves to kill." Golly. This brings to mind a quote from a Teddy Roosevelt biography: "He was never so happy as when he was killing something." There's more: Stilwell tells us that "you can indulge in spectacular battle with the porpoise if you wish by harpooning him and letting him drag a barrel around for a while while you chase it."

Yet between the same covers Stilwell argues for conservation: he proposes measures for saving the redfish; he promotes the releasing of fish and deplors tournament angling. He usually fished with artificial lures and frequently with flies. He reports on, without endorsing, angling for

catfish with baby chicks and laundry soap. Like I said, a paradox.

Stilwell knew what to do when confronted with a typewriter. He wrote with effortless skill and wit. He tells us what fishing (and hunting, but I didn't read those chapters) was like in Texas and in nearby Mexico forty years ago. At that time the coastal waters teemed with tarpon and the rivers were full of black bass. Of equal interest, now that those forty years are passed, are his predictions. He expected that white bass would become an important game fish, that angling for sailfish would become popular along the Texas coast. And he thought that there were getting to be too many fishermen.

Fishing News

HERB PENNING, fishing a 3/4 acre tank near his Brenham ranch, used a Dahlberg Diver to fool 12 bass to three pounds plus some eight inch brim in one hour's fishing. What, no secret fly?

The countryside reminded TONY WOODS of the movie "Deliverance" except that instead of duelling banjos, what he had as a result of his off-the-map search for white bass in the Trinity River bottoms was a van stuck to its axles in red clay. After a long, slippery hike, Tony found a friendly farmer who pulled him out with a tractor and ended his career as an explorer.

It's tough living with a dry fly purist, as CHARLIE THANHEISER'S Labrador, PEACHES, can attest. Charlie is going to Wisconsin in May to fish the Hendrickson hatch and when he started tying for the trip he found that the traditional Hendrickson pattern calls for a body of "soft fur from the belly of a vixen, with a slight urine stain." Charlie has lots of fox fur, but was unable to locate a vixen, so Peaches was pressed into service, somewhat unwillingly, to do the stainwork.

Then Tony Woods returned from the conclave with the good news that the best midwestern Hendrickson pattern is the Red Quill. Okay Peaches, you can come out from under the porch now.

Tackle Tips

Responding to the many new developments as detailed ad nauseam in the magazines, TED (BRAIDED-BUTT) HOUGHTON announces his new leader system. He starts with a one-foot butt section of flat material so stiff you can't bend it with a pipe wrench. The next component is a three-foot section of elastic, followed by an extra-limp 24-foot tippet.

When cast, the elastic stretches ten feet and then contracts, bringing the fly cartwheeling back in what Ted calls the "tumbling caddis" effect. These leaders come in three models: Left Curve, Right Curve, and Straight. Naturally, the butts are color coded. They cost \$49.95 each.

Call in your fishing news to Ken Jacoby at 409-273-2991 (h) or 713-873-62110 (o).



On
The
Salty Side

by *Eliot Tucker*

WHAT THEY ARE GOOD FOR

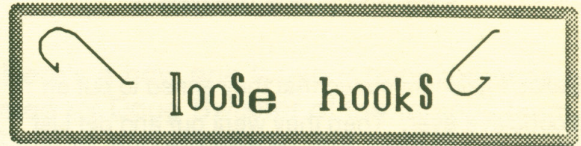
I still do not know what mosquitoes are good for, but I have learned why God put hardheads and stingrays in the bays: To help me find trout and reds

In the spring, little groups of hardhead catfish can be found tailing in tight bunches on the flats. Frequently, a big trout or red is lurking nearby to catch what they scare out of the sand. You can fool them into thinking that the hardheads have scared up your popper.

Last summer Jim Darby and I had a remarkable day where about every other stingray we saw working along the bottom slowly had one or two reds following it. We began to cast to every stingray we saw and hooked some fish we could not see but that were following the stingrays, which are always easy to spot as they move along rooting up the bottom.

Neither of us will ever fail to cast to a feeding stingray. Incidentally, another good thing I can say about stingrays is that, in my experience at least, they do not take a fly.

I still do not know what mosquitoes are good for.



To make the trip of a lifetime for bonefish - at a very reasonable cost - why not accompany Dave Hayward and Joe Doggett to Christmas Island this July? For details, call Dave at 783-2111.

Speaking of Mr. Hayward, we hope you saw his full page print in this month's "Rod & Reel."

As Chris Phillips can testify, the fly fishing at the Chandeleur Islands is excellent. If you'd like to fish there while cruising and living in real style on a sailing ship, contact Steve Montagnet at High Cotton Charters, 947 E. Scenic Dr., Pass Christian, Ms. 39571; (601) 452-7235.

We have lots of fine new members, but it was great to see old-timers like Jack Swayze and Dan Fisher at the March meeting.

We welcome the following new members: Pete DiSclafani, Jack Woods, Thomas Deal, Gregory Graham, Nathan Clark, Kenny Murph, R. V. Rocco, Dave Ballard, John Nance, Timothy Panek, and Berry Horne. We are proud to have you with us.

The May 16th outing to fish the Colorado River will take place at the City Park in Weberville, just east of Austin on County Road 969. This will be bass fishing in a large river. Canoes, jon boats, Kikk Boats, and similar craft are ideal. Questions? Call Dave Hayward at 783-2111.

Our club has a limited but growing videotape library which is housed at Brooks Bouldin's Angler's Edge Shop. Call Brooks at 266-4493 to see what titles are available.

Don't forget the Intermediate Fly-tying class on May 14th at 7:00 PM at St. John's Church, Room 010, River Oaks and Westheimer. Ed Rizzolo runs great tying classes.

Do you like the new look of this newsletter? Give Rod Gardner a pat on the back next time you see him. He and his trusty MacIntosh are responsible for the layout of Wind Knots, a task that takes many hours each month.

The Texas Conclave

The Dallas Flyfishers stated that they aimed to put on the best conclave ever. Then they went out and did just that. DFFers, we salute you! In addition to the magnificent conclave, the Dallas folks showed an extra touch of class by honoring Brooks Bouldin for his contribution in getting the original Texas Conclaves off the ground.

Our club was represented by 32 attendees and four fly-tiers: Judy Lehmborg, Lack O' Hackle, Brooks Bouldin, and Mitch Whitney. Morten Lovstad had a booth to display his beautiful rods, and Brooks Bouldin showed the Kikk Boat. If you missed it, you missed something great.

Club Auction

Wright Guthrie announces that our club auction is set for June 6th at the Valley Lodge, beginning at noon. There will be more on this next month, but now is the time to begin collecting items of a fly fishing nature for donation. It's also time to mark your calendar so you are sure to attend. Lack O' Hackle will again be the auctioneer. There will be lots of fun and lots of bargains. Raffle tickets will go on sale at the April club meeting.

Back Casts

"The Rod Corner"

Dear Mr. Hannah:

I have found an old fishing pole in my grandfather's attic. It is in a metal tube and has never been used. It has "Hiram Leonard, 1868" engraved on the handle. Is it worth anything?

Curious

Dear Curious:


These old poles are, of course, obsolete now and are therefore practically worthless. If you will bring it by the newsletter office, we can probably give you a couple of bucks for it

John T. Hannah

Casting Lessons

Phil Staley turned a standard Orvis five weight into a 15 piece travel rod at the Sunfish Spectacular. A hard yank against a tree-snagged hook snapped the rod at the butt, and our club secretary then completed the modification by breaking the graphite repeatedly over his knee. Phill will have this rod on display at the May 12th casting lessons, to be held at the Lakes at Post Oak at 6:30 PM (yes, that's PM).

Phil might be interested in contacting Charles McCann about rod-building lessons. If you'd like to build a rod with help from club experts, call Charles at 564-8054.



Concerning the Sunfish Spectacular, I wish to state that MODESTY prevented me from winning. I caught a nice bass and could easily have declared bass to be eligible. But really, I just don't like to be in the limelight.


The Federation Of Fly Fishers

As the backside of this newsletter states, we are an active member club of the Federation of Fly Fishers. It is our parent organization, and although we don't require Federation membership, we strongly encourage it.

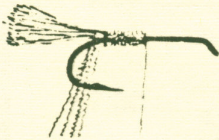
Over the next several months, Herb Penning will be detailing in this space what the Federation will do for you. Equally important is what we can do for the Federation - because as our Fearless Leader says, we are the Federation.

To become fully committed to our wonderful sport, send your check for \$20.00 to the club address. This is the one organization that speaks for all fly fishers. We need you.

FIT TO BE TYED



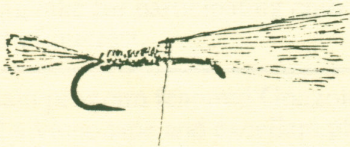
Norm (Lack O'Hackle) Crook



1. Attach thread immediately behind eye. Wrap to mid point of shank. Cut and clean a small clump of deer hair for the tail. Tail should extend no more than the gape beyond the hook bend. Tie in hair. Wrap to a point above the barb.



2. Tie in 4 strands of Krystal Flash. Coat tied-down hair butts with head cement. Wrap Krystal Flash forward to mid point of shank. Tie down and fold material back to form underwing. Underwing not to extend beyond hook bend. Trim excess.



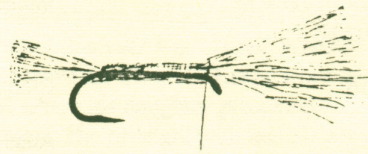
3. Cut and clean a clump of deer hair about 2/3 the diameter of a pencil. Stack and trim to twice the hook shank length. Tie in so that the butts about the tail butts, tips forward. Tie in, wrap thread forward over wing butts to a point immediately behind eye. Return thread to mid point. Half hitch.

Madam - X

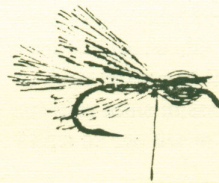
Here's a new one for your book that was created by Doug Swisher of the famous team of Swisher and Richards. He calls it *Madam-X*. When you tie it you will see immediately the reason for this appellation. (No Ken, this is not an eastern chain of mountains).

In a recent encounter the creator extolled *Madam-X's* virtues to Brooks Bouldin, contending that this lady not only looked good but had already brought to net in goodly numbers such fish as trout, bass, bluegills, and pickerel. No catfish, Doug?

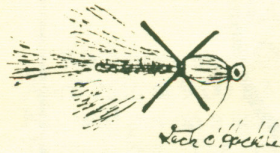
Let's give the *Madam-X* a try. Here are your material needs: Mustad hook #9671, size 8 or 10, natural deer body hair, Krystal Flash, black monocord, latex strips and patience.



4. Fold deer hair wing back forming bullet head. Take 3 or 4 turns of thread to secure hair and form waist between head and wing.



5. Attach on each side at the waist one strand of latex leg material with one or two turns of thread. Then tie a 3 or 4 turn whip finish. Do not cut off thread.



6. Lead thread forward to the eye and do a final whip finish. Cut off thread. Coat head well with head cement or BugGlaze. Trim off all hairs that extend below the shank. Fish the "*Madam-X*" as you would any dry fly.

**WIND KNOTS is the Newsletter of The Texas Flyfishers - Houston, Texas
An Active Member Club of the Federation of Fly Fishers**

WIND KNOTS STAFF

Editor Ken Jacoby
 Writers John T. Hannah
 Eliot Tucker
 Norm (Lack O'Hackle) Crook
 Publisher Rod Gardner
 Distribution ... Tony Woods


TEXAS FLYFISHERS OFFICERS

President ... John Scarborough
 Vice-Pres ... Rod Gardner
 Treasurer ... Charles Weems
 Secretary ... Phil Staley
 Exec. Ass't .. Tony Woods

TFF EVENTS CALENDAR

<u>WHEN&WHO</u>	<u>WHAT</u>	<u>WHERE</u>
April 25 - 9:00 A.M. <i>Jimmy Nix</i>	Seminar "Fly. Fishing for Bass"	Viscount Hotel 2828 S.W. Freeway
April 28 - 7:00 P.M.	Club Meeting Video: "Way of the Trout"	Viscount Hotel
May 2 - 3	Club Outing	Glenwood, Arkansas
May 12 - 6:30 P.M. <i>Club Experts</i>	Casting Clinic	Lakes at Post Oak
May 14 - 7:00 P.M. <i>Ed Rizzolo</i>	Intermediate Fly Tying	St. John's Church Room 010, Ed. Bldg.
May 16	Club Outing	City Park, Weberville, TX
May 17	Austin Angler's Annual "Perch-Off"	Town Lake Austin, TX
May 29	Club Dinner Meeting	Sonny Look's

TEXAS FLYFISHERS
 P.O. BOX 27141
 HOUSTON, TEXAS 77227-7141



FIRST CLASS MAIL - DATED MATERIAL

Address correction requested