

WindKnots

Monthly Publication of the Texas FlyFishers

Volume 36, Issue 8, Winter 2017

2017...

A year that's soon to be gone but, not soon to be forgotten. For Houston, 2017 was actually three years in one, Pre-Harvey, Harvey and Post Harvey. The way things started, 2017 had the makings of a good year. The Club's Education Group had full classes, we celebrated the 25th Anniversary of the Dr. Ed Rizzolo Fly Tying Festival and, the Club's Annual Auction moved to a new venue on the banks of Langham Creek for another successful event. The outings, both Fresh and Saltwater, had good member participation as well as producing some impressive catches. And, the Mini Expo, well...then came Harvey.

I won't bother telling you what you already know but, thanks to Harvey, the world got to see that the worst of times can bring out the best in people, Houston Strong. And, what can we say about the Astros, you know, The World Series Champion Houston Astros. *Yeah!*

While the Post Harvey FlyFishers might have slowed a bit, we kept on a truckin'. The final outing for the year had 30 members hit the waters at Mike Arnold's Damon 7 Lakes for some bass, bream and burgers. The only order of business left for the Club comes on December 10, 2017 when we celebrate the end of the year with the Christmas Party.

As we put 2017 in our rear view mirror, I hope everyone has a safe and happy holiday season but, don't get too lazy because 2018 will be another busy year for the Texas FlyFishers...hopefully, without another Harvey. *Tight loops!*

December Meeting

The Christmas Party

The December Monthly meeting of the Texas FlyFishers will be the Club's Annual Christmas Party, to be held on Sunday, December 10, 2017 from 4:00 to 8:00 pm, at the Elks Lodge, 10150 W. Airport Blvd., Stafford, TX 77477.

An E-Vite will be sent out to members. Please RSVP to reserve your spot.

Also, in this issue...

- | | |
|--|--------|
| • Here's What's Coming Up – November Monthly Meeting, Reel Recovery, Christmas Party | Page 2 |
| • Andy's Casting Notes | Page 3 |
| • Mark Your Calendars – 2018 Club Calendar – January Through June | Page 4 |
| • Special Event – Dayle Mazzarella Casting Clinic | Page 7 |
| • Fly of the Month – The Green Foam Hopper | Page 9 |



Here's What's Coming Up!

Monthly Meeting:

Tuesday, November 27, 2017: The speaker for the November 28, 2017 monthly meeting will be Dayle Mazarella. Dayle is certified by the Federation of Fly Fishers International as a Master Certified Casting Instructor and for the past 25 years has been guiding fly fishing trips in Wyoming. He has also fished Alaska, South America, Spain, New Zealand and the Bahamas. In the winter and spring Dayle fishes the Tampa Bay area.

The title of Dayle's presentation will be: "Fly Fishing Myths". In making the presentation, he will be using an interactive format to allow us to explore some common, but at best only marginally valid, "truths" in the fly fishing world. Since many myths are partially true, we'll be discussing which parts are true and in what circumstances they are true. This should be both a fun and educational presentation.

So, if you are interested in learning more about the fly fishing world, if you are interested in watching some fly tying before the meeting or are just interested in socializing with a friendly group of fly fishing men and women come to the November 28, 2017 monthly meeting. We would be glad to have you and look forward to seeing you at the meeting.



The monthly meetings for the Texas FlyFishers are held at the Community Center Building located in Bayland Park, 6400 Bissonnet St., Houston TX 77074. Social hour and fly tying starts at 6:30pm and the meeting kicks off at 7:00 pm. *And*, don't forget the casting instruction taking place outside (weather permitting), beginning around 6:00 pm

Education:

January kicks off the Texas FlyFishers series of classes with Beginners Fly Tying on Monday, January 8, 2018. Then, on March 13, 2018 the Fly Fishing Academy begins, followed by Intermediate Fly on March 19, 2018. For times and additional information, please check the Club's website.

Also, The Texas FlyFishers League City Tying Team will be tying up some Shrimp Patterns at the Cabela's store located at 2421 S Gulf Freeway (I-45 South) in League City, TX 77573, on Sunday, January 28, 2018 from 2:00 – 4:00 pm. If you are interested in tying, please contact Clay Sheward at claysheward(at)gmail(dot).com or, Don "Puck" Puckett at doncpuckett(at) gee male (dot) com

Reel Recovery:

The 2017 Reel Recovery (RR) retreat was a great success! This was the third Houston area retreat sponsored in part by the Texas Fly Fishers (TFF). **We continue to be thankful for TFF support!** TFF contributions sponsor 2 men at the retreat. Twelve brave men recovering from cancer participated in the retreat. The evaluations at the end of the retreat showed they were very pleased with all aspects of the retreat (courageous conversations, lodging, food, fishing, and leadership)! 14 TFF Reel Recovery team members volunteered their time, talent and treasure to serve at this retreat.



Reel Recovery – Continued:

This report closes another successful year for the Houston Area RR Retreat at Camp Allen in Navasota. Without the ongoing volunteer spirit of over 30 TFF members, and the annual club donation from club funds, this retreat would not continue. Again, thank you for the continued support!!

The TFF Volunteer Team goal is to continue supporting this fall retreat for years to come. It makes a difference in the cancer recovery of the retreat participants served. Anyone can make a personal donation to RR and specify the funds go to Texas. Anyone can volunteer to help. Anyone recovering from cancer can apply to be a participant at any retreat site around the country. Simply go to Reelrecovery.org to apply or donate. *Dave Steffek*

To learn more about Reel Recovery or, to volunteer, please take a few minutes and visit with Dave Steffek at an upcoming Texas FlyFishers meeting or, event.

Andy's Casting Notes:

Efficient Casting Pays Dividends

By Andy Payne, CCI

In my last article I discussed effectiveness in presentation casts. As promised, today I will discuss efficiency in fly casting. Many who consider casting efficiency easily realize that achieving efficiency in any physical activity conserves energy. By being efficient you get to fish longer, and hopefully catch more fish, without wearing out your body parts.

Thinking beyond the obvious will offer some important additional benefits to casters who seek efficiency in their casting process. Both accuracy and distance can improve with greater efficiency. When your casting is extremely efficient you spend less energy and attention in getting the cast to the target distance and more focus on the exact target. You can simply focus on a spot and the fly will magically land there. Very efficient casting mechanics also aid in delivery of longer casts.

Here are some characteristics of efficient fly casts:


1. The cast is completed with the least amount of effort required to fully extend the fly line and straighten the leader.
2. The fly leg of the line travels in a straight line path both horizontally and vertically.
3. The casting loop is relatively narrow which generally means no wider than 3 feet; even narrower loops could be beneficial.
4. Performance of the casting motion involves all body parts needed to complete the cast with least effort; hand, wrist, forearm, elbow, upper arm, shoulder and possibly a shift of entire body in line with the cast.

Andy's Casting Notes – Continued:

Item 2. And 3. In this list relate directly to Essential #3 in the Essentials of Fly Casting, the rod tip must move in a straight line path in order to create a straight fly leg and produce an efficient, narrow casting loop. If the rod tip moves in a dome shape path the loop produced will be wide which is inefficient. If the tip path dips during the cast a tailing loop will be the likely result. Tailing loops generally result in a failed cast or a knot in the leader; not very efficient.

All fly casters know that a cast to a short distance can be delivered using only the hand and wrist. However, the maximum distance achieved by this approach is severely limited and the wrist will be seriously overworked. To achieve efficiency at all distances it is better to use all of the tools available at all distances. Doing so creates a repeatable motion with consistent results for all casts while avoiding overstraining muscles and joints.

Bill Gammel, co-author of the Essentials of Fly Casting, presented an advanced class at the Texas Council Expo in 2016 in which he demonstrated an drill that can help a caster reach his/her peak casting efficiency. Using the rod hand only, begin by making a presentation cast to a target at a comfortable distance, say 40 feet. Work on executing the cast accurately using the least amount of power possible. Then pull out additional 2 feet of line and repeat. Continue to extend line 2 feet at a time until you can no longer make the cast accurately. Pull back enough line so you can again make the cast accurately with least power possible. At this point extend only one foot of line and work at this distance to achieve accurate cast. Continue the process until you reach the maximum distance possible. The ultimate goal of this drill is to make an accurate pick up and lay down cast to a target at 65 feet using rod hand only. If the maximum distance you are able to cast accurately reaches 65 feet you will likely be using all of the power you can muster and you will be throwing a very straight line and tight loop. If you can achieve this goal, then with double haul and shoot you can likely go to 90 feet.



Efficient casting leads to fishing longer, with less fatigue, hitting targets more accurately, longer casts and probably more fish caught.

Give it a try. Go catch a fish.

Mark Your Calendars:

The following is a list of activities currently scheduled by the Club for the first half of 2018. Please refer to the Club's website for more detailed information, texasflyfishers.org



Mark Your Calendars – Continued

Club Activities Calendar for January – June 2018

January:

Beginners Fly Tying Course - Registration and First Class, Monday, January 8, 2018 thru Monday, March 12, 2018. Classes will take place at the Bethany Christian Church, 3223 Westheimer Road, Houston, Texas.

Freshwater Outing - Guadalupe “Una Mosca”, Saturday, January 13, 2018. New Braunfels, Texas.

Saltwater Outing - Garcitas Creek, Saturday, January 20, 2018. Victoria, Texas

Monthly Meeting - Tuesday, January 30, 2018 at 6:30 pm. The monthly meetings are held at the Community Center Building located in Bayland Park, 6400 Bissonnet St., Houston TX 77074.

League City Fly Tying - Sunday, January 28, 2018, 2:00 – 4:00 pm. Cabela’s, I-45 South, League City, Texas

February:

26th Annual Dr. Ed Rizzolo Fly Tying Festival - Saturday, February 10, 2018, 8:30 am – 4:30 pm. The Festival will be held at the Bethany Christian Church, 3223 Westheimer Road, Houston, Texas.

GRTU Troutfest 2018 - Friday, February 16 thru Sunday, February 18, 2018. Lazy L and L, New Braunfels, Texas. For more information, check the Troutfest website at www.grtu.org

Freshwater Outing - Nueces River, Wednesday, February 21, 2018. George West, Texas

Monthly Meeting - Tuesday, February 27, 2018 at 6:30 pm. The monthly meetings are held at the Community Center Building located in Bayland Park, 6400 Bissonnet St., Houston TX 77074.

Saltwater Outing - Prison Permit, Saturday, February 24, 2018. Sargent, Texas.

The 43rd Annual Houston Fishing Show - Wednesday, February 28 thru Sunday, March 4, 2018. George R. Brown Convention Center, Houston, Texas

March:

Freshwater Outing - Harmon Creek, White Bass, Friday, March 9 thru Sunday, March 11, 2018, Lake Livingston, Riverside Texas.

The Second Annual Texas Fly Fishing & Brew Festival - Saturday March 10 and Sunday, March-11, 2018, Plano Centre, Plano, Texas. For more information, check the TFFBF website at txflyfishingfestival.org



Mark Your Calendars – Continued

Fly Fishing Academy - Registration and First Class, Tuesday March 13, 2018 thru Tuesday, April 10, 2018. *Note:* There will be no class on April 3, 2018. Classes will take place at the Bethany Christian Church, 3223 Westheimer Road, Houston, Texas.

Saltwater Outing - Bolivar Marshes, Thursday March 15 thru Sunday March 18, 2018. Stingree Marina, Crystal Beach, Texas

Intermediate Fly Tying Course - Registration and First Class: Monday March 19, 2018 thru Monday June 4, 2018. *Note:* There will be no class on April 2, 2018 or May 28, 2018 Classes will take place at the Bethany Christian Church, 3223 Westheimer Road, Houston, Texas.

Monthly Meeting - Tuesday, March 27, 2018 at 6:30 pm. Speaker: The monthly meetings are held at the Community Center Building located in Bayland Park, 6400 Bissonnet St., Houston TX 77074.

April:

Freshwater Outing - Annual John Scarborough Sunfish Spectacular, Saturday, April 7, 2018, Damon 7 Lakes, Damon, Texas. Check the Club's website for additional information

Monthly Meeting - Tuesday, April 24, 2018 at 6:30 pm. The monthly meetings are held at the Community Center Building located in Bayland Park, 6400 Bissonnet St., Houston TX 77074.

May:

Annual Club Auction - Saturday, 2018. The Bayou Sports Bar and Grill, Houston, Texas

Freshwater Outing - Clarke Thornton Memorial San Marcos River Float trip with Kevin Hutchison, Saturday, May 19, 2018. Shady Grove Campground, Martindale, Texas. 78655

Monthly Meeting - Tuesday, May 29, 2018 at 6:30 pm. The monthly meetings are held at the Community Center Building located in Bayland Park, 6400 Bissonnet St., Houston TX 77074.

June:

Saltwater Outing - Fence Lake, Saturday, June 9, 2018, Fulton, Texas, Check the Club's website for additional information.

Freshwater Outing - South Llano Float Trip, Friday, June 22 thru Sunday, June 24, 2018, Junction, Texas,

Monthly Meeting - Tuesday, June 26, 2018 at 6:30 pm. The monthly meetings are held at the Community Center Building located in Bayland Park, 6400 Bissonnet St., Houston TX 77074.

Note: Dates and times are subject to change or cancellation. Please check the website for the most current information.



Special Event:

Casting Clinics with Dayle Mazzarella

Dayle Mazzarella is conducting two casting clinics in the Houston area. Members of Texas FlyFishers of Houston who are members in good standing, i.e. have paid their current 2017-2018 dues, have the opportunity to register for either of these clinics.

For those who do not know Dayle, he is a Master Fly Casting Instructor and expert educator. He taught in the California Educational System for over thirty years and was a teaching consultant and teacher educator for many years. He has taught hundreds of individuals of all ages to fly cast. Additionally, he has been a fly fishing guide for more than 30 years. He has published a number of seminal articles on fly casting education methods and techniques. He has mentored countless Certified Casting Instructors as well as Master Casting Instructor Candidates and holds annual clinics in Wyoming to prepare candidates for fly casting instructor certification. He will be a featured speaker for Texas FlyFishers of Houston at the November Meeting. His topic will be “Common Myths of Fly fishing that are not True!”

The clinics will be held on Saturday, December 2, 2017 at Timarron Park in the Woodlands. The morning clinic will start at 7:30 AM and finish at 11:00AM. The Second clinic will start at 1:00PM and will finish at 4:30PM. The registration fee for each clinic will be 50 dollars for members in good standing of Texas FlyFishers of Houston. Non-members, or previous members who have not paid current dues may apply for registration for 75 dollars. Twenty-four dollars of this registration may be applied to membership in Texas FlyFishers of Houston.

The morning clinic, “Making Good Loops, the Key to Becoming a Proficient Intermediate Fly caster”, is a great choice for those who may be relatively new to fly casting and wish to get a great foundation in developing skills suitable for freshwater stream fishing or still water fishing in our lakes and ponds. Primary emphasis will be on forming effective and efficient loops as a foundation for all fly casting. In addition to honing skills for the basic pickup and laydown cast and false casting, the clinic will include an introduction to basic mends and the roll cast. Dayle has assured us that he will provide ever participant, regardless of current skill level, the opportunity to challenge themselves and improve.

The afternoon clinic, “Distance Casting, Double Haul, Line speed, and Casting in the Wind on the Texas Gulf Coast” is focused on skills for advanced beginners or intermediate level casters who wish to achieve greater distance and/or the ability to handle fly fishing in more windy conditions such as those so frequently encountered here on the Coast. This clinic will have a quick review of such key topics as smooth acceleration to a brisk stop, loop shapes and uses, casting stroke, casting arc, and proper tracking. Particular emphasis will be placed on Tim Rajeff’s Tip Casting Drill, Extending Line Drills, Double Haul, Distance Casting, and Casting in the Wind.

Built into each drill will be a challenge for those that can easily perform the basic drill. As an example: When doing the Pickup and Lay Down Beginners will use 35to 40 feet of line. More Advanced people can see if the can pick up 45 to 50 feet or even 55 feet of line or even add the double haul to that drill.

There will be some overlap in the earlier drills, exercises, and casting essentials covered in the two clinics. This is due to the critical importance of the acceleration, stop, and casting essentials to all fly casting.

Windknots

Casting Clinics with Dayle Mazzarella - Continued

Those who wish to register for either of these clinics should send a check made out to Dayle Mazzarella in the amount of fifty dollars to Joe Burton, 14 Danby Place, The Woodlands, Texas 77375 as a deposit to hold the reservation for participation in the Dayle Mazzarella Casting Clinics. The check should indicate which clinic, morning or afternoon that you wish to register for. This will be a non-refundable deposit. Clinic size is limited so early registration is encouraged. Be sure to include a phone number and/or email address so you can be contacted if all positions are filled.

Timarron Park is located at 550 North Green Print Circle, The Woodlands, Texas 77375.

For any questions about these clinics or other Texas FlyFishers of Houston education activities feel free to contact Joe Burton. His email is burtonjoe25@gmail.com.



Have a Safe and Happy Holiday Season!

Fly of the Month:

Green Foam Hopper

By Kale Stanchuk

Tied by Chris Summers



Hook: Mustad R73 Streamer, Size 10 – 6 (Or, Similar)

Thread: 30D Yellow Nano Silk (I used Flat Waxed Nylon)

Head and Tail: 2mm Green Foam (You can find this at Hobby Lobby or Michaels).

Body: Hends Yellow Spectra Dubbing, #34 (or Similar)

Wing: Natural Deer Hair


Flash: Olive Krystal Flash

Legs: Yellow or Chartreuse Barred Rubber Legs

Tying Instructions:

Step 1:

Cut a piece of 2mm foam, the width just a little less than the gape of the hook. Trim the end to a point.




Windknots

Fly of the Month: - Continued


Step 2:

Tie in thread behind hook eye and wind back to just past the point of the hook. Add a couple of drops of head cement along the thread.



Step 3:

Tie in the foam with the pointed end extending just past the bend of the hook and wrap back to a point just short of the hook eye. Wrap thread back to the tie in point, back to the eye and then, back to the tie in point.



Step 4:

Apply dubbing to the thread and wrap back and forth, forming the body.



Windknots

Fly of the Month: - Continued

Step 5:

Cut a small clump of deer hair. Stack the ends and trim to a length that extends just short of the tail end. Tie in deer hair, being careful not to flare the ends.



Step 6:

Tie in two strands of Krystal Flash, folded over. Trim to a length just longer than the deer hair.



Step 7:

Fold foam over and form head.



Windknots

Fly of the Month: - Continued

Step 8:

Tie in rubber legs on either side of the body. Whip finish behind the hook eye. Add a drop of head cement. (Bar legs with Sharpie if necessary)



Step 9:

Trim legs to length as shown. (Just forward of the head and about the same length as the tail)



Step 10:

Trim foam wing to length and, *Tight Lines!*



Note: Other colors to consider, tan, brown and chartreuse.



The Texas FlyFishers Executive Committee

Marcos Enriquez
President

John Purcell
Vice President / Programs

Bob Brill
Secretary / Membership

Raymond Lindeen
Treasurer

Jim Richards
Secretary / Programs

Dave Lemke
Webmaster

Mike Graham
Communications

Conservation Chair

Joe Burton
Education Chair

Andy Payne
Casting / FFI Director

Don Puckett
Outings Chair / FFI Director

Alex Blacque
Door Prizes

Chris Sumers
Dr. Rizzolo Fly Tying Festival

Mary Kay & Skip Donovan
Auction Chairs

Dave Steffek
Reel Recovery

For additional information, check out the Texas FlyFishers website at www.texasflyfishers.org

Texas Flyfishers Membership Application

Please check one: New Application Renewal

To join Texas Flyfishers or renew your membership, please complete this form and mail it with your check to the address below, or bring it with you to one of our monthly meetings. All memberships expire June 30th of each year, and renewals are due July 1st. Please pro-rate your payment for the number of months between now and the end of June, inclusive, if you are joining for the first time. Our monthly meetings are at the Harris County District 3 Bayland Park Community Center, located at 6400 Bissonnet Street, Houston, Texas 77074, on the last Tuesday of every month (except December), beginning at 7:00 p.m.

Dues are for (check one): Individual at \$24 a year Family at \$32 a year Student at \$16 a year

Name: _____

Address: _____

Home phone: _____ Work phone: _____

Email: _____

TEXAS FLYFISHERS
P.O. BOX 571114
HOUSTON, TX 77257-1134